



2020 U.S. Olympic Team Trials - Wave I

Omaha

June 4 - 7

Event 1

4 JUN 2021 - 10:00 AM

Women's 100m Freestyle

Heats

Results Summary

Event Number 1

	Record	Split	Name	NAT Code	Location	Date
WR	51.71	24.83	SJOESTROEM Sarah	SWE	Budapest (HUN)	23 JUL 2017
AR	52.04	27.23	MANUEL Simone	USA	Budapest (HUN)	26 JUL 2019
US	52.54	25.62	MANUEL Simone	USA	Irvine, CA (USA)	25 JUL 2018
CR	52.54	25.62	MANUEL Simone	USA	Irvine, CA (USA)	25 JUL 2018

Rank	Heat	Lane	Name	Club Code	Year of Birth	R.T.	50m	Time	Time Behind
1	2	5	SPINK Camille	NCAP	◆ 2004	0.67	26.60	55.63 29.03	A
2	2	3	PAEGLE Kristina	ISC	◆ 2004	0.70	26.64	56.04 29.40	0.41 A
3	1	3	SKIRBOLL Zoe	RXA	◆ 2004	0.69	27.23	56.13 28.90	0.50 A
4	4	4	LEEHY Mykenzie	ISWM	1999	0.73	27.10	56.17 29.07	0.54 A
5	3	1	REGENAUER Christiana	UOFL	2001	0.72	26.93	56.24 29.31	0.61 A
=6	2	4	SPADONI Marina	UN-FL	1993	0.64	26.73	56.28 29.55	0.65 A
=6	3	4	SHACKELFORD Sarah	VT	2001	0.71	27.06	56.28 29.22	0.65 A
8	2	2	ROTHROCK Trude	TENN	1999	0.62	26.86	56.30 29.44	0.67 A
9	2	7	VENEMA Nikki	TIDEVA	2001	0.79	27.48	56.33 28.85	0.70 B
10	4	8	GERSPER Aspen	SAS	◆ 2005	0.76	27.00	56.43 29.43	0.80 B
11	4	3	GARCIA Elise	CAL	2000	0.65	27.18	56.50 29.32	0.87 B
12	4	1	CLAESSON Emily	TIDEVA	◆ 2004	0.67	26.90	56.54 29.64	0.91 B
13	4	2	FRANCIS Riley	LAC-NT	2003	0.70	27.46	56.56 29.10	0.93 B
14	2	1	WELCH Ella	CARD	◆ 2004	0.60	27.01	56.59 29.58	0.96 B
15	2	6	FULMER Amy	OSU	2001	0.75	27.09	56.72 29.63	1.09 B
16	3	2	BRENNER Mandy	SCAL	2002	0.70	27.08	56.73 29.65	1.10 B
17	4	6	SHANKS Cory	SSS	2003	0.66	27.24	56.80 29.56	1.17 R
18	4	7	HOSACK Lillie	WA	2000	0.74	27.48	56.96 29.48	1.33 R
19	3	3	HELMS Katherine	MAKO	◆ 2004	0.75	27.41	57.01 29.60	1.38
20	1	4	TILTMANN Reilly	EBSC	2003	0.73	27.57	57.03 29.46	1.40
21	1	5	STOUT Jordan	RSCA	1997	0.70	27.89	57.13 29.24	1.50
22	3	5	LIU Amelia	PRIN	2001	0.68	27.40	57.16 29.76	1.53
23	3	7	KRUGER Lainy	CLPR	◆ 2005	0.69	28.17	57.17 29.00	1.54
24	4	5	FELNER Gracie	UN-AZ	2001	0.65	27.15	57.19 30.04	1.56

Official Timekeeping by Omega





2020 U.S. Olympic Team Trials - Wave I

Omaha

June 4 - 7

Event 1

4 JUN 2021 - 10:00 AM

Women's 100m Freestyle

Heats

Results Summary

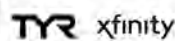
Event Number 1

Rank	Heat	Lane	Name	Club Code	Year of Birth	R.T.	50m	Time	Time Behind
25	3	6	SCHAEDLER Quinn	UVA	2002	0.71	27.83	58.55 30.72	2.92

Legend:

A	Qualified for final A	AR	American Record	B	Qualified for final B	CR	Championship Record
R	Reserve	R.T.	Reaction Time	US	US Open Record	WR	World Record
♦	Junior swimmer						

Official Timekeeping by Omega





2020 U.S. Olympic Team Trials - Wave I

Omaha

June 4 - 7

Event 2

4 JUN 2021 - 10:09 AM

Men's 100m Freestyle

Heats

Results Summary

Event Number 2

	Record	Split	Name	NAT Code	Location	Date
WR	46.91	22.17	CIELO FILHO Cesar	BRA	Rome (ITA)	30 JUL 2009
AR	46.96		DRESSEL Caeleb	USA	Budapest (HUN)	28 JUL 2019
US	47.39		HELD Ryan	USA	Stanford, CA (USA)	31 JUL 2019
CR	47.39		HELD Ryan	USA	Stanford, CA (USA)	31 JUL 2019

Rank	Heat	Lane	Name	Club Code	Year of Birth	R.T.	50m	Time	Time Behind
1	3	5	BENSON Andrew	WA	2002	0.62	23.58	50.10 26.52	A
2	4	3	MILLER Luke	EA	2002	0.62	24.22	50.13 25.91	0.03 A
3	4	5	SAMMON Patrick	AQUASN	◆ 2003	0.61	24.08	50.25 26.17	0.15 A
4	3	8	RICHARDSON Steven	AGS	1995	0.65	23.97	50.46 26.49	0.36 A
=5	4	1	BAILEY Seth	TNAQ	2000	0.60	23.98	50.58 26.60	0.48 A
=5	4	2	BOYLE Connor	FMC	2002	0.66	23.85	50.58 26.73	0.48 A
7	4	4	EASTMAN Michael	UOFL	2000	0.65	23.86	50.64 26.78	0.54 A
8	2	7	COSTIN Phil	UN-SC	2000	0.75	24.26	50.72 26.46	0.62 A
9	1	4	JENSEN Matthew	CAL	2001	0.69	23.90	50.74 26.84	0.64 B
10	3	4	ARMSTRONG Jack	BATS	2001	0.63	23.74	50.79 27.05	0.69 B
11	1	5	SAUNDERS Max	TASC	2001	0.69	24.04	50.80 26.76	0.70 B
12	4	7	GONZALEZ Mason	ALTO	2000	0.71	24.33	50.85 26.52	0.75 B
13	2	6	WORRELL Kyle	UOFL	1999	0.60	24.66	50.89 26.23	0.79 B
14	2	5	BUREAU Lucas	HOKI	1994	0.69	24.22	50.93 26.71	0.83 B
=15	1	3	REIHMAN Mahlon	VS	1999	0.64	24.64	50.94 26.30	0.84 B
=15	2	1	INGRAM Hunter	CLCK	2001	0.67	24.54	50.94 26.40	0.84 B
17	3	3	CUMMINGS Tanner	UOFL	1999	0.57	24.35	50.95 26.60	0.85 R
18	3	6	CECIL Robert	AAC	1999	0.66	24.87	51.01 26.14	0.91 R
19	2	3	BRANZELL Reese	SAS	◆ 2003	0.68	24.74	51.02 26.28	0.92
20	3	2	STOFFLE Aidan	AU	2000	0.62	24.02	51.03 27.01	0.93
21	4	8	REED Grant	UMIZ	1998	0.66	24.22	51.06 26.84	0.96
22	3	7	O'HAIMHIRGIN Finn	UTAH	2001	0.68	24.63	51.22 26.59	1.12
23	2	8	MODROV Drew	UN-MR	1989	0.75	24.60	51.28 26.68	1.18
24	2	2	BRESETTE Liam	SUN	1999	0.65	24.72	51.29 26.57	1.19

Official Timekeeping by Omega





2020 U.S. Olympic Team Trials - Wave I

Omaha

June 4 - 7

Event 2

4 JUN 2021 - 10:09 AM

Men's 100m Freestyle

Heats

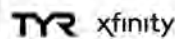
Results Summary

Event Number 2

Rank	Heat	Lane	Name	Club Code	Year of Birth	R.T.	50m	Time	Time Behind
25	3	1	EIBER Griffin	ISC	1998	0.64	24.49	51.30 26.81	1.20
26	4	6	TOSH Caleb	UN-FL	1996	0.61	25.13	51.43 26.30	1.33
27	2	4	WILBURN Cason	IA	2001	0.63	24.36	51.62 27.26	1.52

Legend:							
A	Qualified for final A	AR	American Record	B	Qualified for final B	CR	Championship Record
R	Reserve	R.T.	Reaction Time	US	US Open Record	WR	World Record
♦	Junior swimmer						

Official Timekeeping by Omega





2020 U.S. Olympic Team Trials - Wave I

Omaha

June 4 - 7

Event 3

4 JUN 2021 - 10:18 AM

Women's 200m Butterfly

Heats

Results Summary

Event Number 3

	Record	Splits	Name	NAT Code	Location	Date
WR	2:01.81	27.19 58.08 1:30.20	LIU Zige	CHN	Jinan (CHN)	21 OCT 2009
AR	2:04.14	28.79 1:00.57 1:32.49	MOHLER Mary	USA	Roma (ITA)	29 JUL 2009
US	2:05.87	28.69 1:00.13 1:32.72	FLICKINGER Hali	USA	Irvine, CA (USA)	25 JUL 2018
CR	2:05.87	28.69 1:00.13 1:32.72	FLICKINGER Hali	USA	Irvine, CA (USA)	25 JUL 2018

Rank	Heat	Lane	Name	Club Code	Year of Birth	R.T.	50m	100m	150m	Time	Time Behind
1	4	6	MASSEY Alex	NAC	2001	0.73	29.83	1:03.24 33.41	1:37.23 33.99	2:13.01	A
2	2	5	STICKLEN Emma	KATY	2002	0.72	29.46	1:02.66 33.20	1:37.59 34.93	2:13.20	0.19 A
3	4	7	CULLEN Casey	PWAC	2003	0.71	30.67	1:04.63 33.96	1:38.90 34.27	2:13.76	0.75 A
4	4	4	SHEBLE Caroline	NOVAVA	2002	0.73	30.35	1:04.31 33.96	1:38.92 34.61	2:14.08	1.07 A
5	5	5	McCONAGHA Mackenzie	NCAP	2003	0.67	29.21	1:02.99 33.78	1:38.08 35.09	2:14.11	1.10 A
6	3	8	PERONI Martina	NAAC	2003	0.70	30.28	1:04.44 34.16	1:39.51 35.07	2:14.30	1.29 A
7	5	8	TRACE Katie	OSU	1999	0.67	29.48	1:03.14 33.66	1:38.76 35.62	2:14.71	1.70 A
8	3	3	McCARVILLE Kate	SPA	2003	0.68	29.36	1:02.68 33.32	1:37.45 34.77	2:14.77	1.76 A
9	4	3	SUN Eleanor	NCAP	◆ 2004	0.73	30.02	1:04.11 34.09	1:39.09 34.98	2:15.50	2.49 B
10	3	6	FIORILLI Ashlyn	SCAL	2001	0.75	31.06	1:05.22 34.16	1:40.43 35.21	2:15.66	2.65 B
=11	1	3	TANKARD Kyleigh	CGBD	◆ 2004	0.73	30.08	1:03.62 33.54	1:38.88 35.26	2:16.13	3.12 B
=11	3	7	BELLINA Hannah	UN-LA	2002	0.66	30.86	1:04.95 34.09	1:40.00 35.05	2:16.13	3.12 B
13	3	4	THOMAS Luciana	IA	1999	0.76	30.63	1:04.66 34.03	1:39.56 34.90	2:16.31	3.30 B
=14	3	1	CALLARD Lucy	DUKE	2000	0.75	30.12	1:03.83 33.71	1:39.52 35.69	2:16.32	3.31 B
=14	5	1	BERGER Jill	NCAP	2003	0.72	30.21	1:04.58 34.37	1:40.48 35.90	2:16.32	3.31 B
16	4	8	SUAREZ Olivia	CFSC	◆ 2006	0.69	30.63	1:05.28 34.65	1:40.89 35.61	2:16.59	3.58 B
17	4	5	COOK Lizzy	THSC	2002	0.71	30.77	1:04.49 33.72	1:39.60 35.11	2:17.02	4.01 R
18	2	4	CAMPBELL McKenzie	UN-GA	2001	0.69	29.89	1:03.69 33.80	1:39.47 35.78	2:17.18	4.17 R
19	2	8	LASECKI Emma	WA	2001	0.72	30.68	1:05.30 34.62	1:41.24 35.94	2:17.19	4.18
20	1	7	ZETTEL Brooke	TAC-NC	2003	0.66	29.61	1:04.15 34.54	1:40.71 36.56	2:17.40	4.39
21	4	1	BARGERON Avery	DYNA	2002	0.73	29.97	1:04.02 34.05	1:39.07 35.05	2:17.45	4.44
22	5	7	WHITLOW Cabell	DUKE	2000	0.75	30.62	1:04.86 34.24	1:40.84 35.98	2:17.76	4.75
23	5	4	DEUEL Megan	IA	2002	0.75	30.31	1:05.38 35.07	1:41.13 35.75	2:17.87	4.86
24	2	3	CROUSE Caroline	MOR	2002	0.77	30.42	1:05.07 34.65	1:41.29 36.22	2:18.21	5.20

Official Timekeeping by Omega





2020 U.S. Olympic Team Trials - Wave I

Omaha

June 4 - 7

Event 3

4 JUN 2021 - 10:18 AM

Women's 200m Butterfly

Heats

Results Summary

Event Number 3

Rank	Heat	Lane	Name	Club Code	Year of Birth	R.T.	50m	100m	150m	Time	Time Behind
25	1	2	MONAHAN Grace	KSC	◆ 2004	0.71	30.27	1:05.06 34.79	1:40.64 35.58	2:18.60 37.96	5.59
26	3	5	LARSON Ally	NU	2000	0.77	30.67	1:04.75 34.08	1:40.34 35.59	2:18.63 38.29	5.62
27	2	1	SMUTNY Maddie	SOFL	◆ 2005	0.71	31.29	1:06.57 35.28	1:42.32 35.75	2:18.68 36.36	5.67
28	4	2	RINN Morgan	UN-MR	2001	0.77	30.69	1:05.51 34.82	1:41.69 36.18	2:19.25 37.56	6.24
29	5	2	MARTIN Ruby	SUN	1999	0.68	30.74	1:05.49 34.75	1:41.58 36.09	2:19.81 38.23	6.80
30	1	1	WORDEN Ashley	VT	2001	0.70	30.82	1:05.36 34.54	1:41.83 36.47	2:20.00 38.17	6.99
31	1	6	BURT Maddy	UN-AZ	2002	0.67	29.93	1:04.95 35.02	1:41.66 36.71	2:20.37 38.71	7.36
32	2	6	BLACK Laci	RACENT	2003	0.76	30.77	1:05.74 34.97	1:42.55 36.81	2:20.59 38.04	7.58
33	5	6	WRIGHT Brynn	ABF	◆ 2004	0.73	30.38	1:04.80 34.42	1:41.50 36.70	2:20.91 39.41	7.90
34	1	5	MENKHAUS Madeline	MAC-NC	2003	0.72	30.62	1:04.58 33.96	1:41.57 36.99	2:21.19 39.62	8.18
35	5	3	SMITH Addison	UNC	2001	0.67	30.32	1:04.96 34.64	1:42.54 37.58	2:21.61 39.07	8.60
36	2	7	GIBBONS Abigail	UN-FL	2002	0.65	30.85	1:05.98 35.13	1:42.81 36.83	2:21.74 38.93	8.73
37	1	4	OKADA Amy	RYL	1998	0.67	30.77	1:06.01 35.24	1:43.38 37.37	2:23.52 40.14	10.51
38	2	2	JOHNSON Lauryn	LIAC	2001	0.79	31.82	1:07.86 36.04	1:45.37 37.51	2:24.20 38.83	11.19
	3	2	GORE Morgan	SMST	◆ 2004					DSQ	

Legend:	A Qualified for final A	AR American Record	B Qualified for final B	CR Championship Record
DSQ Disqualified	R Reserve	R.T. Reaction Time	US US Open Record	
WR World Record	◆ Junior swimmer			

Official Timekeeping by Omega





2020 U.S. Olympic Team Trials - Wave I

Omaha

June 4 - 7

Event 4

4 JUN 2021 - 10:36 AM

Men's 200m Butterfly

Heats

Results Summary

Event Number 4

	Record	Splits	Name	NAT Code	Location	Date
WR	1:50.73	24.66 52.88	MILAK Kristof	HUN	Gwangju (KOR)	24 JUL 2019
AR	1:51.51	24.76 52.88	PHELPS Michael	USA	Roma (ITA)	29 JUL 2009
US	1:52.20	25.47 53.75	PHELPS Michael	USA	Omaha, NE (USA)	2 JUL 2008
CR	1:52.20	25.47 53.75	PHELPS Michael	USA	Omaha, NE (USA)	2 JUL 2008

Rank	Heat	Lane	Name	Club Code	Year of Birth	R.T.	50m	100m	150m	Time	Time Behind
1	3	4	BLOEBAUM Carl	RAYS	◆ 2003	0.67	26.56	56.86	1:28.09	1:59.57	A
								30.30	31.23	31.48	
2	3	8	SLATON Micah	TRI	1997	0.70	26.85	56.80	1:27.82	1:59.75	0.18 A
								29.95	31.02	31.93	
3	4	1	SERGILE Sebastien	SA-GA	◆ 2004	0.70	26.45	56.65	1:27.60	1:59.87	0.30 A
								30.20	30.95	32.27	
4	4	4	HENDERSON Noah	NCS	2001	0.63	26.13	56.09	1:26.97	1:59.90	0.33 A
								29.96	30.88	32.93	
5	2	5	MEFFORD Colby	SMST	2001	0.72	27.22	58.09	1:29.04	2:00.15	0.58 A
								30.87	30.95	31.11	
6	1	4	FOLGER Sam	GS	2002	0.61	26.86	57.44	1:29.07	2:01.29	1.72 A
								30.58	31.63	32.22	
7	4	5	ARTMANN Sam	TXLA	2000	0.62	26.56	56.24	1:27.99	2:01.50	1.93 A
								29.68	31.75	33.51	
8	3	5	PISHKO Jacob	TAC-NC	◆ 2003	0.61	26.94	57.33	1:28.76	2:01.64	2.07 A
								30.39	31.43	32.88	
9	4	8	LUCAS Cooper	LAC-NT	◆ 2005	0.70	26.73	57.90	1:29.53	2:01.81	2.24 B
								31.17	31.63	32.28	
10	2	2	SANTANA Brendan	IA	1999	0.60	26.81	57.64	1:29.65	2:01.82	2.25 B
								30.83	32.01	32.17	
11	4	3	SMITH Zachary	CS	2001	0.68	27.09	58.01	1:29.80	2:01.95	2.38 B
								30.92	31.79	32.15	
12	2	7	WARD Zach	BKYS	2002	0.74	27.52	58.00	1:29.69	2:01.98	2.41 B
								30.48	31.69	32.29	
13	2	4	McKENNA Conor	LAC-NT	◆ 2003	0.69	26.60	57.48	1:29.51	2:02.27	2.70 B
								30.88	32.03	32.76	
14	2	3	ORBE Gabriel	UOFL	2002	0.71	28.13	59.14	1:31.20	2:02.98	3.41 B
								31.01	32.06	31.78	
15	4	7	BRANON Ryan	NBAC	◆ 2004	0.66	27.03	58.36	1:31.08	2:03.79	4.22 B
								31.33	32.72	32.71	
16	1	3	COX Derek	DYNA	1997	0.66	27.56	58.79	1:30.93	2:04.15	4.58 B
								31.23	32.14	33.22	
17	3	6	ORCUTT Daniel	CA	1998	0.61	27.73	58.43	1:30.33	2:04.36	4.79 R
								30.70	31.90	34.03	
18	2	6	NIZIOLEK Frank	WA	1999	0.64	27.34	58.49	1:30.81	2:04.48	4.91 R
								31.15	32.32	33.67	
19	3	7	SCHNEIDER Ethan	NAVY	2000	0.73	27.49	58.18	1:29.53	2:04.66	5.09
								30.69	31.35	35.13	
20	2	1	SHACKELL Aaron	CSC	◆ 2004	0.67	27.30	58.66	1:31.30	2:04.67	5.10
								31.36	32.64	33.37	
21	1	5	LEIBOLD Kevin	CATS	2001	0.70	27.81	58.91	1:31.76	2:04.92	5.35
								31.10	32.85	33.16	
22	3	3	HUANG James	RAC	1999	0.67	26.97	58.31	1:31.16	2:05.20	5.63
								31.34	32.85	34.04	
23	3	1	SIMS Matthew	UN-KY	2000	0.67	26.89	57.57	1:30.38	2:05.36	5.79
								30.68	32.81	34.98	
24	4	6	SMUTNY Luke	SOFL	1998	0.70	26.75	57.73	1:31.27	2:05.97	6.40
								30.98	33.54	34.70	

Official Timekeeping by Omega





2020 U.S. Olympic Team Trials - Wave I

Omaha

June 4 - 7

Event 4

4 JUN 2021 - 10:36 AM

Men's 200m Butterfly

Heats

Results Summary

Event Number 4

Rank	Heat	Lane	Name	Club Code	Year of Birth	R.T.	50m	100m	150m	Time	Time Behind
25	4	2	DAVIS Luke	AESC	2000	0.69	27.16	59.08	1:32.81	2:08.15	8.58
								31.92	33.73	35.34	
		3	MIRANDA Max	IA	1999					DNS	

Legend:							
A	Qualified for final A	AR	American Record	B	Qualified for final B	CR	Championship Record
DNS	Did Not Start	R	Reserve	R.T.	Reaction Time	US	US Open Record
WR	World Record	♦	Junior swimmer				

Official Timekeeping by Omega





2020 U.S. Olympic Team Trials - Wave I

Omaha

June 4 - 7

Event 5

4 JUN 2021 - 10:49 AM

Women's 100m Backstroke

Heats

Results Summary

Event Number 5

	Record	Split	Name	NAT Code	Location	Date
WR	57.57	27.74	SMITH Regan	USA	Gwangju (KOR)	28 JUL 2019
AR	57.57	27.74	SMITH Regan	USA	Gwangju (KOR)	28 JUL 2019
US	58.00	27.90	BAKER Kathleen	USA	Irvine, CA (USA)	28 JUL 2018
CR	58.00	27.90	BAKER Kathleen	USA	Irvine, CA (USA)	28 JUL 2018

Rank	Heat	Lane	Name	Club Code	Year of Birth	R.T.	50m	Time	Time Behind
1	6	5	HAEBIG Autumn	HUSK	1998	0.68	29.98	1:01.58 31.60	A
2	6	6	MELTON Kobie	UARK	2000	0.57	29.88	1:01.77 31.89	0.19 A
3	4	6	LAUGHLIN Tea	CAL	2002	0.58	30.32	1:02.37 32.05	0.79 A
4	5	4	CHUNG Casey	CW	2001	0.66	30.40	1:02.42 32.02	0.84 A
5	6	1	LENIHAN Emily	DUKE	2002	0.65	30.48	1:02.65 32.17	1.07 A
6	6	7	SCHOBEL Marie	UN-NJ	2000	0.53	29.95	1:02.69 32.74	1.11 A
7	3	6	WALL Tatum	NCAP	◆ 2004	0.64	30.50	1:02.82 32.32	1.24 A
8	3	1	STEWART Bayley	UN-CO	1999	0.56	30.30	1:02.83 32.53	1.25 A
=9	1	2	CHOATE Catie	DYNA	◆ 2004	0.66	30.33	1:02.86 32.53	1.28 B
=9	6	8	KORBLY Isabella	USC-NE	2003	0.62	30.37	1:02.86 32.49	1.28 B
11	2	3	FREED Anna	ISC	2002	0.63	30.79	1:02.88 32.09	1.30 B
12	3	4	GMELICH Caroline	UVA	1999	0.55	30.49	1:02.91 32.42	1.33 B
13	4	8	O'DELL Teagan	NOVACA	◆ 2006	0.67	30.34	1:02.92 32.58	1.34 B
14	4	4	TYLER Ali	CDOG	2002	0.56	29.91	1:03.06 33.15	1.48 B
15	5	5	TILTMANN Reilly	EBSC	2003	0.63	30.75	1:03.11 32.36	1.53 B
16	2	5	FRANCIS Malia	MWWM	2003	0.55	30.29	1:03.22 32.93	1.64 B
17	4	3	RUNNELS Aris	NCAP	2003	0.66	30.27	1:03.23 32.96	1.65 R
18	4	2	BATHURST Ella	TEAM	2003	0.66	30.27	1:03.33 33.06	1.75 R
19	5	3	McDONALD Margaux	SOFL	2002	0.60	30.76	1:03.35 32.59	1.77
20	1	4	SOMMERSTAD Kyra	OSU	2002	0.66	30.93	1:03.43 32.50	1.85
21	1	5	HARPER Olivia	LRSC	2001	0.57	31.04	1:03.53 32.49	1.95
22	5	2	BUERGER Torie	KYA	2002	0.62	30.53	1:03.54 33.01	1.96
23	4	5	THOMPSON Sarah	UMIZ	1998	0.57	30.23	1:03.67 33.44	2.09
24	3	2	SHACKLEY Leah	BRY	◆ 2006	0.56	30.26	1:03.70 33.44	2.12

Official Timekeeping by Omega





2020 U.S. Olympic Team Trials - Wave I

Omaha

June 4 - 7

Event 5

4 JUN 2021 - 10:49 AM

Women's 100m Backstroke

Heats

Results Summary

Event Number 5

Rank	Heat	Lane	Name	Club Code	Year of Birth	R.T.	50m	Time	Time Behind
25	2	8	LAWLESS Emma	UTAH	2000	0.61	30.77	1:03.72 32.95	2.14
26	5	7	KERN Emma	AQJT	♦ 2005	0.60	30.27	1:03.74 33.47	2.16
27	5	8	FERGUSON Zuri	ABF	♦ 2007	0.66	31.06	1:03.83 32.77	2.25
28	5	6	JOHNSON Faith	RA-WI	♦ 2004	0.61	30.56	1:03.85 33.29	2.27
29	2	2	MALONEY Kyla	DYNA	♦ 2004	0.65	30.96	1:03.86 32.90	2.28
30	1	6	SILVER Sydney	TOPSCO	2002	0.69	30.76	1:03.94 33.18	2.36
31	2	7	PEPLOWSKI Anna	BNY	2002	0.71	30.91	1:04.03 33.12	2.45
32	6	4	BERNAL Aria	UN-AZ	2000	0.63	30.76	1:04.16 33.40	2.58
33	6	3	REIMER Audrey	UTAH	1999	0.64	31.05	1:04.21 33.16	2.63
34	1	7	HOLLANDER Shayna	DUKE	2000	0.62	30.16	1:04.25 34.09	2.67
35	3	7	GERSPER Aspen	SAS	♦ 2005	0.68	31.35	1:04.27 32.92	2.69
36	1	3	SPROUL Brynn	BYU	2000	0.57	31.20	1:04.61 33.41	3.03
37	5	1	KAPPELLER Abby	TAC-NC	2003	0.56	30.66	1:04.81 34.15	3.23
38	2	6	ARMSTRONG Megan	SCST	2002	0.55	31.24	1:04.88 33.64	3.30
39	4	7	SKELLETT Alaina	MIA	1999	0.59	31.87	1:04.93 33.06	3.35
40	3	3	McCONAGHA Mackenzie	NCAP	2003	0.52	31.47	1:05.02 33.55	3.44
41	3	8	BEHM Annie	JW	2003	0.69	31.78	1:05.05 33.27	3.47
42	4	1	KUTCH Alexa	EMAC	1998	0.60	31.33	1:05.10 33.77	3.52
43	2	4	FAMOUS Caroline	SSC-MA	2001	0.57	30.93	1:05.15 34.22	3.57
44	3	5	CHANG Mia	BC-PN	2003	0.49	31.18	1:05.24 34.06	3.66
45	2	1	KAUFMANN Noelle	CW	2002	0.60	31.20	1:05.64 34.44	4.06
46	6	2	KARL Abby	ISWM	2003	0.62	31.63	1:06.68 35.05	5.10

A	Qualified for final A	AR	American Record	B	Qualified for final B	CR	Championship Record
R	Reserve swimmer	R.T.	Reaction Time	US	US Open Record	WR	World Record
♦	Junior swimmer						

Official Timekeeping by Omega





2020 U.S. Olympic Team Trials - Wave I

Omaha

June 4 - 7

Event 6

4 JUN 2021 - 11:05 AM

Men's 100m Backstroke

Heats

Results Summary

Event Number 6

	Record	Split	Name	NAT Code	Location	Date
WR	51.85	25.13	MURPHY Ryan	USA	Rio de Janeiro (BRA)	13 AUG 2016
AR	51.85	25.13	MURPHY Ryan	USA	Rio (BRA)	13 AUG 2016
US	51.94	25.35	PEIRSOL Aaron	USA	Indianapolis, IN (USA)	8 JUL 2009
CR	51.94	25.35	PEIRSOL Aaron	USA	Indianapolis, IN (USA)	8 JUL 2009

Rank	Heat	Lane	Name	Club Code	Year of Birth	R.T.	50m	Time	Time Behind
1	7	4	STEELE Jacob	ISC	1999	0.50	26.69	55.46 28.77	A
2	5	3	STOFFLE Nathaniel	SPAC	2002	0.51	26.58	55.62 29.04	0.16 A
3	6	7	GERMONPREZ Nate	ISWM	◆ 2004	0.60	27.34	55.77 28.43	0.31 A
4	5	5	BURHANS Tucker	UNC	1999	0.58	26.85	55.80 28.95	0.34 A
5	7	3	GOGULSKI Ethan	TAMU	2000	0.59	26.47	55.83 29.36	0.37 A
6	1	4	HAYBURN Joseph	ASC-MD	◆ 2004	0.61	27.16	55.90 28.74	0.44 A
7	4	5	HANNA Blake	CATS	1998	0.55	27.61	55.96 28.35	0.50 A
8	8	4	KONDALSKI Rj	OSU	2000	0.56	26.73	55.98 29.25	0.52 A
9	8	5	SMITH Lleyton	AU	2001	0.53	27.09	56.11 29.02	0.65 B
10	3	4	MARSHALL Jonny	FASTLE	◆ 2004	0.65	26.69	56.23 29.54	0.77 B
11	5	4	NELSON Erek	FINS	1999	0.56	27.32	56.24 28.92	0.78 B
12	2	5	ALARCON Greyson	UOFL	2000	0.56	28.02	56.34 28.32	0.88 B
13	6	5	MALDARI Caleb	ABF	◆ 2005	0.57	27.24	56.39 29.15	0.93 B
14	4	4	GRODECKI Max	NTA	1994	0.58	26.80	56.40 29.60	0.94 B
=15	5	8	BARR Luke	ISWM	◆ 2003	0.58	27.17	56.41 29.24	0.95 B
=15	8	3	CARBONE Drew	UN-PV	1999	0.59	27.73	56.41 28.68	0.95 B
17	7	7	MAAS Kyle	MLA	1998	0.53	27.45	56.42 28.97	0.96 R
=18	6	6	MICELI Mateo	ISWM	2002	0.53	27.18	56.44 29.26	0.98 R?
=18	7	8	DUNHAM Bradley	SA-GA	2000	0.61	27.27	56.44 29.17	0.98 R?
20	8	8	LU Tyler	SMAC	◆ 2003	0.56	27.43	56.45 29.02	0.99
21	5	2	PATTERSON Ryan	GWU	1999	0.62	27.08	56.56 29.48	1.10
22	2	4	JONES Elliott	AU	2001	0.54	27.45	56.58 29.13	1.12
23	2	2	HERBET Mason	BD	2002	0.61	27.49	56.62 29.13	1.16
=24	4	1	BOONE Garrett	MSA-NC	2002	0.56	27.58	56.63 29.05	1.17

Official Timekeeping by Omega





2020 U.S. Olympic Team Trials - Wave I

Omaha

June 4 - 7

Event 6

4 JUN 2021 - 11:05 AM

Men's 100m Backstroke

Heats

Results Summary

Event Number 6

Rank	Heat	Lane	Name	Club Code	Year of Birth	R.T.	50m	Time	Time Behind
=24	6	3	STOLL Eli	GCST	◆ 2004	0.58	27.24	56.63 29.39	1.17
26	8	7	O'LEARY Griffin	BSC	◆ 2003	0.55	26.83	56.66 29.83	1.20
27	4	3	MILLIS Kyle	BC-PN	1999	0.65	27.37	56.77 29.40	1.31
28	6	2	LIERZ Harrison	TENN	2002	0.59	27.29	56.81 29.52	1.35
29	3	8	EDWARDS Max	UVA	2000	0.66	27.47	56.91 29.44	1.45
30	3	2	STOFFLE Aidan	AU	2000	0.55	27.40	56.95 29.55	1.49
31	2	3	McDERMOTT Colin	UN-OH	1998	0.59	26.88	56.97 30.09	1.51
32	7	1	NIXDORF Drew	WA	2001	0.54	27.77	57.01 29.24	1.55
33	1	3	CROSBY Charlie	HURR	◆ 2003	0.58	26.68	57.03 30.35	1.57
34	4	2	O'BRIEN Sam	FISH	2002	0.59	27.42	57.05 29.63	1.59
35	4	6	COLE Will	UVA	2001	0.57	27.61	57.06 29.45	1.60
=36	3	6	SEQUEIRA Aaron	CM	2001	0.54	27.50	57.09 29.59	1.63
=36	4	8	FEYERICK Brett	NCAP	◆ 2003	0.56	27.42	57.09 29.67	1.63
38	3	3	GUBENO Hunter	CATS	2002	0.59	27.53	57.12 29.59	1.66
=39	7	5	PETTY Evan	NAC	◆ 2003	0.58	27.18	57.18 30.00	1.72
=39	7	6	GLENN Kevin	KCB	2002	0.60	27.52	57.18 29.66	1.72
41	3	7	LESAGE Lance	PCS	2002	0.52	27.65	57.35 29.70	1.89
42	2	7	MAULDIN Caleb	NAVY	2000	0.56	27.76	57.37 29.61	1.91
43	6	8	MAHAFFEY Dakota	GSC-FL	1998	0.55	27.51	57.40 29.89	1.94
44	6	4	BAILEY Seth	TNAQ	2000	0.53	27.71	57.49 29.78	2.03
45	2	6	HULET Tyler	TWST	2002	0.53	27.55	57.52 29.97	2.06
46	7	2	GRIMM Anthony	MAKO	2002	0.55	27.43	57.53 30.10	2.07
47	5	1	McANANY Cole	AAAA	1996	0.57	26.90	57.54 30.64	2.08
48	1	6	JANTON Tommy	WESTMA	◆ 2004	0.58	27.12	57.57 30.45	2.11
49	5	7	JEKEL Wes	WA	2000	0.60	27.34	57.63 30.29	2.17
=50	2	1	BOCHENSKI Grant	HSC	◆ 2003	0.56	27.24	57.72 30.48	2.26
=50	3	5	PORRAZZO Ralph	UPHL	1992	0.58	27.62	57.72 30.10	2.26

Official Timekeeping by Omega





2020 U.S. Olympic Team Trials - Wave I

Omaha

June 4 - 7

Event 6

4 JUN 2021 - 11:05 AM

Men's 100m Backstroke

Heats

Results Summary

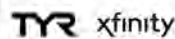
Event Number 6

Rank	Heat	Lane	Name	Club Code	Year of Birth	R.T.	50m	Time	Time Behind
52	2	8	BRILL Kyle	CANY	◆ 2003	0.67	27.77	57.79 30.02	2.33
53	1	5	GIBBONS Jake	UN-GU	1997	0.53	28.13	57.84 29.71	2.38
54	8	6	HAMLET Thomas	NCS	2001	0.60	27.67	57.85 30.18	2.39
55	5	6	BILLITTO Andrew	WFLA	◆ 2005	0.59	27.57	57.92 30.35	2.46
56	8	1	YOUNG Noah	CS	2000	0.57	27.86	57.98 30.12	2.52
57	3	1	COLIN John	DASH	1998	0.55	27.26	58.11 30.85	2.65
58	8	2	WELLS James	LRSC	1992	0.65	28.06	58.34 30.28	2.88
59	4	7	SCHUSTER Collin	DASH	2002	0.66	28.11	58.71 30.60	3.25
60	6	1	GRIDLEY Ryan	NU	1999	0.64	27.90	59.62 31.72	4.16

Legend:

A	Qualified for final A	AR	American Record	B	Qualified for final B
CR	Championship Record	R	Reserve	R.T.	Reaction Time
R?	Involved in swim-off (reserve)	US	US Open Record	WR	World Record
◆	Junior swimmer				

Official Timekeeping by Omega





2020 U.S. Olympic Team Trials - Wave I

Omaha

June 4 - 7

Event 7

4 JUN 2021 - 11:23 AM

Women's 800m Freestyle

Slowest Heats

Results Summary

After 1 of 1 Heats

	Record	Splits		Name	NAT Code	Location	Date
WR	8:04.79	57.98	1:59.42	4:01.98	LEDECKY Katie	USA Rio de Janeiro (BRA)	12 AUG 2016
AR	8:04.79	57.98	1:59.42	4:01.98	LEDECKY Katie	USA Rio (BRA)	12 AUG 2016
US	8:06.68	58.82	2:00.20	4:03.22	LEDECKY Katie	USA Austin, TX (USA)	17 JAN 2016
CR	8:10.32				LEDECKY Katie	USA Omaha, NE (USA)	2 JUN 2016

Slowest Heats

Rank	Heat	Lane	Name	Club Code	Year of Birth	R.T.	Time	Time Behind
1	2	4	TAFUTO Sally	OSU	2000	0.75	8:49.18	
	50m 31.03	100m 1:04.15	150m 1:37.28	200m 2:10.72	250m 2:44.10	300m 3:17.53	350m 3:50.92	400m 4:24.22
		33.12	33.13	33.44	33.38	33.43	33.39	33.30
	450m 4:57.45	500m 5:30.68	550m 6:04.33	600m 6:37.65	650m 7:10.76	700m 7:44.28	750m 8:17.05	
	33.23	33.23	33.65	33.32	33.11	33.52	32.77	32.13
2	2	5	MATTES Michaela	SYS-FL	◆ 2005	0.79	9:07.50	18.32
	50m 30.74	100m 1:03.94	150m 1:37.53	200m 2:11.22	250m 2:45.21	300m 3:19.26	350m 3:53.63	400m 4:28.05
		33.20	33.59	33.69	33.99	34.05	34.37	34.42
	450m 5:02.72	500m 5:37.72	550m 6:12.83	600m 6:48.23	650m 7:23.38	700m 7:58.84	750m 8:33.61	
	34.67	35.00	35.11	35.40	35.15	35.46	34.77	33.89
3	2	3	GJERTSEN Emily	DUKE	2002	0.81	9:12.33	23.15
	50m 31.37	100m 1:04.90	150m 1:38.44	200m 2:12.85	250m 2:47.02	300m 3:22.02	350m 3:56.78	400m 4:31.94
		33.53	33.54	34.41	34.17	35.00	34.76	35.16
	450m 5:06.99	500m 5:42.41	550m 6:17.62	600m 6:53.14	650m 7:27.95	700m 8:03.27	750m 8:38.06	
	35.05	35.42	35.21	35.52	34.81	35.32	34.79	34.27

Legend:				
AR	American Record	CR	Championship Record	R.T. Reaction Time
WR	World Record	◆	Junior swimmer	US US Open Record

Official Timekeeping by Omega





2020 U.S. Olympic Team Trials - Wave I

Omaha

June 4 - 7

Event 8

4 JUN 2021 - 11:33 AM

Men's 800m Freestyle

Slowest Heats

Results Summary

After 1 of 1 Heats

	Record	Splits			Name	NAT Code	Location	Date
WR	7:32.12	55.20	1:52.55	3:46.79	ZHANG Lin	CHN	Rome (ITA)	29 JUL 2009
AR	7:43.60	56.98	1:56.76	3:52.80	McBROOM Michael	USA	Barcelona (ESP)	31 JUL 2013
US	7:44.57	55.99	1:54.69	3:52.75	GROTHER Zane	USA	Irvine, CA (USA)	29 JUL 2018
CR	7:44.57	55.99	1:54.69	3:52.75	GROTHER Zane	USA	Irvine, CA (USA)	29 JUL 2018

Slowest Heats

Rank	Heat	Lane	Name	Club Code	Year of Birth	R.T.	Time	Time Behind
1	2	5	BROWN Joshua	HIGH	◆ 2003	0.77	8:15.07	
	50m 28.74	100m 58.83	150m 1:29.87	200m 2:00.57	250m 2:32.11	300m 3:03.24	350m 3:34.66	400m 4:05.84
		30.09	31.04	30.70	31.54	31.13	31.42	31.18
	450m 4:37.18	500m 5:08.71	550m 5:40.19	600m 6:11.57	650m 6:43.10	700m 7:14.53	750m 7:45.81	
	31.34	31.53	31.48	31.38	31.53	31.43	31.28	29.26
2	2	4	REYNOLDS Parker	SMSC	◆ 2004	0.68	8:26.03	10.96
	50m 28.54	100m 59.34	150m 1:30.25	200m 2:01.41	250m 2:32.88	300m 3:04.71	350m 3:36.84	400m 4:08.89
		30.80	30.91	31.16	31.47	31.83	32.13	32.05
	450m 4:40.72	500m 5:12.87	550m 5:45.36	600m 6:17.45	650m 6:50.23	700m 7:23.33	750m 7:55.19	
	31.83	32.15	32.49	32.09	32.78	33.10	31.86	30.84
3	2	3	GUTIERREZ Joseph	UN-MV	2000	0.76	8:42.93	27.86
	50m 28.93	100m 1:00.36	150m 1:32.34	200m 2:04.71	250m 2:37.88	300m 3:11.20	350m 3:44.75	400m 4:17.99
		31.43	31.98	32.37	33.17	33.32	33.55	33.24
	450m 4:51.47	500m 5:24.85	550m 5:58.48	600m 6:31.50	650m 7:04.75	700m 7:37.46	750m 8:10.33	
	33.48	33.38	33.63	33.02	33.25	32.71	32.87	32.60

Legend:

AR	American Record	CR	Championship Record	R.T.	Reaction Time	US	US Open Record
WR	World Record	◆	Junior swimmer				

Official Timekeeping by Omega





2020 U.S. Olympic Team Trials - Wave I

Omaha

June 4 - 7

Event 107 4 JUN 2021 - 8:12 PM

Women's 800m Freestyle

Fastest Heats

Results Summary

Event Number 7

	Record	Splits		Name	NAT Code	Location	Date
WR	8:04.79	57.98	1:59.42	4:01.98	LEDECKY Katie	USA Rio de Janeiro (BRA)	12 AUG 2016
AR	8:04.79	57.98	1:59.42	4:01.98	LEDECKY Katie	USA Rio (BRA)	12 AUG 2016
US	8:06.68	58.82	2:00.20	4:03.22	LEDECKY Katie	USA Austin, TX (USA)	17 JAN 2016
CR	8:10.32				LEDECKY Katie	USA Omaha, NE (USA)	2 JUN 2016

Fastest Heats

Rank	Heat	Lane	Name	Club Code	Year of Birth	R.T.	Time	Time Behind	
1	1	5	MILLER Hayden	CFSC	◆ 2004	0.79	8:39.81		
		50m 30.28	100m 1:02.31	150m 1:34.83	200m 2:07.67	250m 2:40.56	300m 3:13.48	350m 3:46.55	400m 4:19.49
			32.03	32.52	32.84	32.89	32.92	33.07	32.94
		450m 4:52.44	500m 5:25.31	550m 5:58.27	600m 6:31.18	650m 7:03.97	700m 7:36.19	750m 8:08.42	
			32.87	32.96	32.91	32.79	32.22	32.23	31.39
2	1	3	McCULLOH Abigail	SA-GA	2002	0.74	8:42.17	2.36	
		50m 29.88	100m 1:02.39	150m 1:35.10	200m 2:08.17	250m 2:41.07	300m 3:14.39	350m 3:47.50	400m 4:20.50
			32.51	32.71	33.07	32.90	33.32	33.11	33.00
		450m 4:53.29	500m 5:25.93	550m 5:58.69	600m 6:31.80	650m 7:04.63	700m 7:37.82	750m 8:10.30	
			32.64	32.76	33.11	32.83	33.19	32.48	31.87
3	1	4	BRAUN Elle	WA	2001	0.78	8:43.53	3.72	
		50m 29.76	100m 1:02.37	150m 1:35.03	200m 2:08.14	250m 2:41.22	300m 3:14.47	350m 3:47.22	400m 4:20.04
			32.61	32.66	33.11	33.08	33.25	32.75	32.82
		450m 4:52.88	500m 5:25.43	550m 5:58.44	600m 6:31.20	650m 7:04.60	700m 7:37.95	750m 8:11.15	
			32.55	33.01	32.76	33.40	33.35	33.20	32.38
4	2	4	TAFUTO Sally	OSU	2000	0.75	8:49.18	9.37	
		50m 31.03	100m 1:04.15	150m 1:37.28	200m 2:10.72	250m 2:44.10	300m 3:17.53	350m 3:50.92	400m 4:24.22
			33.12	33.13	33.44	33.38	33.43	33.39	33.30
		450m 4:57.45	500m 5:30.68	550m 6:04.33	600m 6:37.65	650m 7:10.76	700m 7:44.28	750m 8:17.05	
			33.23	33.65	33.32	33.11	33.52	32.77	32.13
5	1	1	DIMECO Sarah	CAL	2000	0.68	8:50.31	10.50	
		50m 29.80	100m 1:02.41	150m 1:35.27	200m 2:08.44	250m 2:41.78	300m 3:15.16	350m 3:48.91	400m 4:22.58
			32.61	32.86	33.17	33.34	33.38	33.75	33.67
		450m 4:56.09	500m 5:29.52	550m 6:02.74	600m 6:36.31	650m 7:09.92	700m 7:43.55	750m 8:17.37	
			33.43	33.22	33.57	33.61	33.63	33.82	32.94
6	1	6	CORNISH Kristin	BAD	◆ 2004	0.77	8:52.44	12.63	
		50m 29.68	100m 1:01.80	150m 1:34.87	200m 2:07.97	250m 2:41.41	300m 3:14.83	350m 3:48.39	400m 4:21.78
			32.12	33.07	33.10	33.44	33.42	33.56	33.39
		450m 4:55.67	500m 5:29.32	550m 6:03.20	600m 6:37.22	650m 7:11.30	700m 7:45.56	750m 8:19.70	
			33.65	33.88	34.02	34.08	34.26	34.14	32.74
7	1	7	HASTINGS Emma	ECA	◆ 2004	0.76	8:55.74	15.93	
		50m 30.12	100m 1:02.46	150m 1:35.37	200m 2:08.65	250m 2:42.00	300m 3:15.87	350m 3:49.40	400m 4:23.05
			32.34	32.91	33.28	33.35	33.87	33.53	33.65
		450m 4:56.79	500m 5:30.76	550m 6:04.79	600m 6:38.96	650m 7:13.09	700m 7:47.71	750m 8:22.02	
			33.97	34.03	34.17	34.13	34.62	34.31	33.72
8	1	2	DAFOE Claire	NOVAVA	◆ 2004	0.81	8:58.44	18.63	
		50m 30.32	100m 1:03.53	150m 1:36.79	200m 2:10.53	250m 2:44.30	300m 3:18.31	350m 3:52.38	400m 4:26.69
			33.21	33.26	33.74	33.77	34.01	34.07	34.31
		450m 5:00.53	500m 5:34.59	550m 6:08.61	600m 6:42.71	650m 7:16.80	700m 7:51.13	750m 8:25.07	
			34.06	34.02	34.10	34.09	34.33	33.94	33.37
9	2	5	MATTES Michaela	SYS-FL	◆ 2005	0.79	9:07.50	27.69	
		50m 30.74	100m 1:03.94	150m 1:37.53	200m 2:11.22	250m 2:45.21	300m 3:19.26	350m 3:53.63	400m 4:28.05
			33.20	33.59	33.69	33.99	34.05	34.37	34.42
		450m 5:02.72	500m 5:37.72	550m 6:12.83	600m 6:48.23	650m 7:23.38	700m 7:58.84	750m 8:33.61	
			35.00	35.11	35.40	35.15	35.46	34.77	33.89
10	2	3	GJERTSEN Emily	DUKE	2002	0.81	9:12.33	32.52	
		50m 31.37	100m 1:04.90	150m 1:38.44	200m 2:12.85	250m 2:47.02	300m 3:22.02	350m 3:56.78	400m 4:31.94
			33.53	33.54	34.41	34.17	35.00	34.76	35.16
		450m 5:06.99	500m 5:42.41	550m 6:17.62	600m 6:53.14	650m 7:27.95	700m 8:03.27	750m 8:38.06	
			35.05	35.42	35.52	34.81	35.32	34.79	34.27

Legend:

AR	American Record	CR	Championship Record	R.T.	Reaction Time	US	US Open Record
WR	World Record	◆	Junior swimmer				

Official Timekeeping by Omega





2020 U.S. Olympic Team Trials - Wave I

Omaha

June 4 - 7

Event 108 4 JUN 2021 - 8:26 PM

Men's 800m Freestyle

Fastest Heats

Results Summary

Event Number 8

	Record	Splits	Name	NAT Code	Location	Date
WR	7:32.12	55.20 1:52.55 3:46.79	ZHANG Lin	CHN	Rome (ITA)	29 JUL 2009
AR	7:43.60	56.98 1:56.76 3:52.80	McBROOM Michael	USA	Barcelona (ESP)	31 JUL 2013
US	7:44.57	55.99 1:54.69 3:52.75	GROTHER Zane	USA	Irvine, CA (USA)	29 JUL 2018
CR	7:44.57	55.99 1:54.69 3:52.75	GROTHER Zane	USA	Irvine, CA (USA)	29 JUL 2018

Fastest Heats

Rank	Heat	Lane	Name	Club Code	Year of Birth	R.T.	Time	Time Behind		
1	1	7	McGOVERN Garrett	NAVY	2002	0.71	8:11.25			
			50m 27.66	100m 58.31	150m 1:29.36	200m 2:00.76	250m 2:31.48	300m 3:02.38	350m 3:33.43	400m 4:04.13
				30.65	31.05	31.40	30.72	30.90	31.05	30.70
			450m 4:35.06	500m 5:05.81	550m 5:37.15	600m 6:08.18	650m 6:39.21	700m 7:10.26	750m 7:40.99	
				30.75	31.34	31.03	31.03	31.05	30.73	30.26
2	1	4	JOHNSON Luke	NAVY	1999	0.73	8:12.13	0.88		
			50m 27.93	100m 58.14	150m 1:28.94	200m 1:59.72	250m 2:30.53	300m 3:01.48	350m 3:32.64	400m 4:03.75
				30.21	30.80	30.78	30.81	30.95	31.16	31.11
			450m 4:34.99	500m 5:06.29	550m 5:37.44	600m 6:08.61	650m 6:39.58	700m 7:10.62	750m 7:41.82	
				31.24	31.30	31.15	31.17	31.04	31.20	30.31
3	2	5	BROWN Joshua	HIGH	♦ 2003	0.77	8:15.07	3.82		
			50m 28.74	100m 58.83	150m 1:29.87	200m 2:00.57	250m 2:32.11	300m 3:03.24	350m 3:34.66	400m 4:05.84
				30.09	31.04	30.70	31.54	31.13	31.42	31.18
			450m 4:37.18	500m 5:08.71	550m 5:40.19	600m 6:11.57	650m 6:43.10	700m 7:14.53	750m 7:45.81	
				31.34	31.53	31.48	31.38	31.43	31.28	29.26
4	1	1	WILTSEY Curtis	NCS	1999	0.65	8:15.29	4.04		
			50m 28.48	100m 58.78	150m 1:29.14	200m 2:00.07	250m 2:31.23	300m 3:02.62	350m 3:34.08	400m 4:05.28
				30.30	30.36	30.93	31.16	31.39	31.46	31.20
			450m 4:36.15	500m 5:07.33	550m 5:38.70	600m 6:10.09	650m 6:41.75	700m 7:13.32	750m 7:44.56	
				30.87	31.18	31.37	31.39	31.66	31.57	30.73
5	1	2	BRUNE Noah	BC-PN	2001	0.64	8:21.22	9.97		
			50m 28.58	100m 59.54	150m 1:30.84	200m 2:02.44	250m 2:34.04	300m 3:05.77	350m 3:37.58	400m 4:09.66
				30.96	31.30	31.60	31.60	31.73	31.81	32.08
			450m 4:41.57	500m 5:13.54	550m 5:45.18	600m 6:17.11	650m 6:48.78	700m 7:20.55	750m 7:51.62	
				31.91	31.97	31.64	31.93	31.77	31.07	29.60
6	1	5	HILLMER Matthew	WA	2000	0.79	8:23.68	12.43		
			50m 28.85	100m 59.57	150m 1:31.12	200m 2:02.74	250m 2:34.26	300m 3:06.20	350m 3:37.79	400m 4:09.11
				30.72	31.55	31.62	31.52	31.94	31.59	31.32
			450m 4:40.87	500m 5:12.51	550m 5:44.41	600m 6:16.54	650m 6:48.76	700m 7:20.68	750m 7:52.78	
				31.76	31.64	31.90	32.13	32.22	31.92	32.10
7	1	6	KOHN Zach	PWAC	2002	0.66	8:25.69	14.44		
			50m 27.88	100m 58.23	150m 1:29.46	200m 2:00.53	250m 2:32.19	300m 3:03.41	350m 3:35.52	400m 4:07.37
				30.35	31.23	31.07	31.66	31.22	32.11	31.85
			450m 4:39.49	500m 5:11.51	550m 5:44.08	600m 6:16.81	650m 6:49.24	700m 7:22.09	750m 7:54.24	
				32.12	32.02	32.57	32.43	32.85	32.15	31.45
8	2	4	REYNOLDS Parker	SMSC	♦ 2004	0.68	8:26.03	14.78		
			50m 28.54	100m 59.34	150m 1:30.25	200m 2:01.41	250m 2:32.88	300m 3:04.71	350m 3:36.84	400m 4:08.89
				30.80	30.91	31.16	31.47	31.83	32.13	32.05
			450m 4:40.72	500m 5:12.87	550m 5:45.36	600m 6:17.45	650m 6:50.23	700m 7:23.33	750m 7:55.19	
				31.83	32.15	32.49	32.09	32.78	33.10	31.86
9	1	3	VANDEUSEN Jack	BSS	2001	0.70	8:28.33	17.08		
			50m 28.33	100m 58.98	150m 1:30.06	200m 2:01.67	250m 2:33.37	300m 3:05.51	350m 3:37.72	400m 4:09.98
				30.65	31.08	31.61	31.70	32.14	32.21	32.26
			450m 4:42.16	500m 5:14.45	550m 5:46.75	600m 6:19.45	650m 6:52.08	700m 7:24.46	750m 7:56.85	
				32.18	32.29	32.30	32.70	32.38	32.39	31.48
10	2	3	GUTIERREZ Joseph	UN-MV	2000	0.76	8:42.93	31.68		
			50m 28.93	100m 1:00.36	150m 1:32.34	200m 2:04.71	250m 2:37.88	300m 3:11.20	350m 3:44.75	400m 4:17.99
				31.43	31.98	32.37	33.17	33.32	33.55	33.24
			450m 4:51.47	500m 5:24.85	550m 5:58.48	600m 6:31.50	650m 7:04.75	700m 7:37.46	750m 8:10.33	
				33.48	33.38	33.63	33.02	33.25	32.71	32.60

Legend:

AR	American Record	CR	Championship Record	R.T.	Reaction Time	US	US Open Record
WR	World Record	♦	Junior swimmer				

Official Timekeeping by Omega





2020 U.S. Olympic Team Trials - Wave I

Omaha

June 4 - 7

Event 101 4 JUN 2021 - 7:02 PM

Women's 100m Freestyle

Final

Results

Event Number 1

	Record	Split	Name	NAT Code	Location	Date
WR	51.71	24.83	SJOESTROEM Sarah	SWE	Budapest (HUN)	23 JUL 2017
AR	52.04	27.23	MANUEL Simone	USA	Budapest (HUN)	26 JUL 2019
US	52.54	25.62	MANUEL Simone	USA	Irvine, CA (USA)	25 JUL 2018
CR	52.54	25.62	MANUEL Simone	USA	Irvine, CA (USA)	25 JUL 2018

Final

Rank	Lane	Name	Club Code	R.T.	50m	Time	Time Behind
1	1	FULMER Amy	OSU	0.72	(1) 26.94	55.91 28.97	
2	4	VENEMA Nikki	TIDEVA	0.74	(2) 27.04	56.01 28.97	0.10
3	6	CLAESSON Emily	TIDEVA	0.67	(6) 27.28	56.13 28.85	0.22
4	5	GERSPER Aspen	SAS	0.69	(7) 27.30	56.62 29.32	0.71
5	3	GARCIA Elise	CAL	0.66	(3) 27.11	56.74 29.63	0.83
6	7	WELCH Ella	CARD	0.61	(5) 27.26	56.79 29.53	0.88
7	2	FRANCIS Riley	LAC-NT	0.69	(8) 27.55	56.82 29.27	0.91
8	8	SHANKS Cory	SSS	0.67	(4) 27.23	57.11 29.88	1.20

Final

Rank	Lane	Name	Club Code	R.T.	50m	Time	Time Behind
1	4	SPINK Camille	NCAP	0.67	(1) 26.29	55.25 28.96	
2	5	PAEGLE Kristina	ISC	0.69	(5) 26.84	55.91 29.07	0.66
3	8	ROTHROCK Trude	TENN	0.62	(6) 26.89	56.01 29.12	0.76
4	7	SHACKELFORD Sarah	VT	0.72	(3) 26.72	56.20 29.48	0.95
5	6	LEEHY Mykenzie	ISWM	0.73	(8) 27.05	56.28 29.23	1.03
6	2	REGENAUER Christiana	UOFL	0.72	(7) 26.95	56.29 29.34	1.04
7	1	SPADONI Marina	UN-FL	0.66	(2) 26.57	56.36 29.79	1.11
8	3	SKIRBOLL Zoe	RXA	0.66	(4) 26.81	56.39 29.58	1.14

Legend:

AR American Record **CR** Championship Record **R.T.** Reaction Time **US** US Open Record
WR World Record

Official Timekeeping by Omega





2020 U.S. Olympic Team Trials - Wave I

Omaha

June 4 - 7

Event 102 4 JUN 2021 - 7:13 PM

Men's 100m Freestyle

Final

Results

Event Number 2

	Record	Split	Name	NAT Code	Location	Date
WR	46.91	22.17	CIELO FILHO Cesar	BRA	Rome (ITA)	30 JUL 2009
AR	46.96		DRESSEL Caeleb	USA	Budapest (HUN)	28 JUL 2019
US	47.39		HELD Ryan	USA	Stanford, CA (USA)	31 JUL 2019
CR	47.39		HELD Ryan	USA	Stanford, CA (USA)	31 JUL 2019

Final

Rank	Lane	Name	Club Code	R.T.	50m	Time	Time Behind
1	7	BUREAU Lucas	HOKI	0.66	(2) 23.79	50.22 26.43	
2	6	GONZALEZ Mason	ALTO	0.71	(4) 24.19	50.30 26.11	0.08
3	4	JENSEN Matthew	CAL	0.64	(3) 24.00	50.58 26.58	0.36
4	1	INGRAM Hunter	CLCK	0.64	(6) 24.51	50.79 26.28	0.57
5	8	REIHMAN Mahlon	VS	0.65	(8) 24.64	50.80 26.16	0.58
6	3	SAUNDERS Max	TASC	0.69	(5) 24.40	51.01 26.61	0.79
7	2	WORRELL Kyle	UOFL	0.63	(7) 24.54	51.09 26.55	0.87
8	5	ARMSTRONG Jack	BATS	0.60	(1) 23.60	51.20 27.60	0.98

Final

Rank	Lane	Name	Club Code	R.T.	50m	Time	Time Behind
1	3	SAMMON Patrick	AQUASN	0.62	(1) 23.76	49.94 26.18	
2	5	MILLER Luke	EA	0.61	(7) 24.26	50.05 25.79	0.11
3	1	EASTMAN Michael	UOFL	0.67	(5) 24.03	50.14 26.11	0.20
4	4	BENSON Andrew	WA	0.64	(=3) 23.97	50.17 26.20	0.23
5	2	BAILEY Seth	TNAQ	0.59	(=3) 23.97	50.38 26.41	0.44
6	6	RICHARDSON Steven	AGS	0.68	(6) 24.12	50.75 26.63	0.81
7	8	COSTIN Phil	UN-SC	0.70	(2) 23.88	50.82 26.94	0.88
8	7	BOYLE Connor	FMC	0.67	(8) 24.28	50.93 26.65	0.99

Legend:

= Equal rank **AR** American Record **CR** Championship Record **R.T.** Reaction Time
US US Open Record **WR** World Record

Official Timekeeping by Omega





2020 U.S. Olympic Team Trials - Wave I

Omaha

June 4 - 7

Event 103 4 JUN 2021 - 7:23 PM

Women's 200m Butterfly

Final

Results

Event Number 3

	Record	Splits			Name	NAT Code	Location	Date
WR	2:01.81	27.19	58.08	1:30.20	LIU Zige	CHN	Jinan (CHN)	21 OCT 2009
AR	2:04.14	28.79	1:00.57	1:32.49	MOHLER Mary	USA	Roma (ITA)	29 JUL 2009
US	2:05.87	28.69	1:00.13	1:32.72	FLICKINGER Hali	USA	Irvine, CA (USA)	25 JUL 2018
CR	2:05.87	28.69	1:00.13	1:32.72	FLICKINGER Hali	USA	Irvine, CA (USA)	25 JUL 2018

Final

Rank	Lane	Name	Club Code	R.T.	50m	100m	150m	Time	Time Behind
1	4	SUN Eleanor	NCAP	0.72	(1) 29.70	(1) 1:03.79 34.09	(1) 1:39.00 35.21	2:13.76	
2	2	THOMAS Luciana	IA	0.76	(4) 30.28	(3) 1:04.08 33.80	(2) 1:39.28 35.20	2:15.32	1.56
3	7	BERGER Jill	NCAP	0.75	(5) 30.34	(4) 1:04.33 33.99	(4) 1:39.82 35.49	2:15.42	1.66
4	5	FIORILLI Ashlyn	SCAL	0.74	(6) 30.48	(5) 1:04.41 33.93	(5) 1:40.07 35.66	2:15.73	1.97
5	6	TANKARD Kyleigh	CGBD	0.71	(2) 30.06	(2) 1:03.93 33.87	(3) 1:39.55 35.62	2:15.93	2.17
6	3	BELLINA Hannah	UN-LA	0.65	(8) 30.69	(7) 1:04.85 34.16	(6) 1:40.13 35.28	2:16.08	2.32
7	1	CALLARD Lucy	DUKE	0.74	(3) 30.27	(6) 1:04.56 34.29	(7) 1:40.22 35.66	2:16.57	2.81
8	8	SUAREZ Olivia	CFSC	0.62	(7) 30.54	(8) 1:05.43 34.89	(8) 1:41.11 35.68	2:17.05	3.29

Final

Rank	Lane	Name	Club Code	R.T.	50m	100m	150m	Time	Time Behind
1	1	TRACE Katie	OSU	0.68	(1) 29.23	(1) 1:02.56 33.33	(4) 1:37.38 34.82	2:12.57	
2	5	STICKLEN Emma	KATY	0.73	(=4) 29.42	(4) 1:02.76 33.34	(1) 1:36.95 34.19	2:12.58	0.01
3	7	PERONI Martina	NAAC	0.70	(=4) 29.42	(3) 1:02.75 33.33	(2) 1:37.21 34.46	2:12.61	0.04
4	8	McCARVILLE Kate	SPA	0.69	(=2) 29.30	(2) 1:02.62 33.32	(3) 1:37.37 34.75	2:13.05	0.48
5	3	CULLEN Casey	PWAC	0.73	(8) 30.38	(8) 1:04.48 34.10	(8) 1:38.49 34.01	2:13.38	0.81
6	6	SHEBLE Caroline	NOVAVA	0.70	(7) 30.23	(7) 1:04.14 33.91	(6) 1:38.42 34.28	2:13.59	1.02
7	2	McCONAGHA Mackenzie	NCAP	0.67	(=2) 29.30	(5) 1:03.32 34.02	(7) 1:38.43 35.11	2:13.81	1.24
8	4	MASSEY Alex	NAC	0.72	(6) 29.64	(6) 1:03.35 33.71	(5) 1:37.94 34.59	2:14.21	1.64

Legend:

= Equal rank **AR** American Record **CR** Championship Record **R.T.** Reaction Time
US US Open Record **WR** World Record

Official Timekeeping by Omega





2020 U.S. Olympic Team Trials - Wave I

Omaha

June 4 - 7

Event 104 4 JUN 2021 - 7:37 PM

Men's 200m Butterfly

Final

Results

Event Number 4

	Record	Splits		Name	NAT Code	Location	Date	
WR	1:50.73	24.66	52.88	1:21.57	MILAK Kristof	HUN	Gwangju (KOR)	24 JUL 2019
AR	1:51.51	24.76	52.88	1:21.93	PHELPS Michael	USA	Roma (ITA)	29 JUL 2009
US	1:52.20	25.47	53.75	1:23.04	PHELPS Michael	USA	Omaha, NE (USA)	2 JUL 2008
CR	1:52.20	25.47	53.75	1:23.04	PHELPS Michael	USA	Omaha, NE (USA)	2 JUL 2008

Final

Rank	Lane	Name	Club Code	R.T.	50m	100m	150m	Time	Time Behind
1	6	WARD Zach	BKYS	0.72	(5) 27.07	(1) 57.29 30.22	(1) 1:28.90 31.61	2:00.86	
2	4	LUCAS Cooper	LAC-NT	0.70	(=1) 26.74	(3) 57.63 30.89	(2) 1:29.31 31.68	2:00.89	0.03
3	1	BRANON Ryan	NBAC	0.64	(3) 26.77	(2) 57.60 30.83	(3) 1:29.97 32.37	2:01.44	0.58
4	3	SMITH Zachary	CS	0.68	(6) 27.12	(6) 58.36 31.24	(5) 1:30.40 32.04	2:02.51	1.65
5	5	SANTANA Brendan	IA	0.57	(4) 26.84	(5) 58.03 31.19	(6) 1:30.51 32.48	2:02.68	1.82
6	2	McKENNA Conor	LAC-NT	0.70	(=1) 26.74	(4) 57.66 30.92	(4) 1:30.12 32.46	2:03.10	2.24
7	7	ORBE Gabriel	UOFL	0.73	(8) 27.83	(7) 58.92 31.09	(7) 1:31.16 32.24	2:03.47	2.61
8	8	COX Derek	DYNA	0.64	(7) 27.66	(8) 59.36 31.70	(8) 1:32.43 33.07	2:06.31	5.45

Final

Rank	Lane	Name	Club Code	R.T.	50m	100m	150m	Time	Time Behind
1	4	BLOEBAUM Carl	RAYS	0.68	(3) 26.77	(2) 57.00 30.23	(1) 1:28.05 31.05	1:58.90	
2	2	MEFFORD Colby	SMST	0.71	(7) 27.00	(5) 57.54 30.54	(2) 1:28.18 30.64	1:59.63	0.73
=3	3	SERGILE Sebastien	SA-GA	0.64	(2) 26.73	(4) 57.32 30.59	(=3) 1:28.45 31.13	2:00.17	1.27
=3	5	SLATON Micah	TRI	0.74	(=5) 26.98	(3) 57.19 30.21	(5) 1:28.68 31.49	2:00.17	1.27
5	1	ARTMANN Sam	TXLA	0.66	(=5) 26.98	(7) 57.77 30.79	(6) 1:28.99 31.22	2:00.35	1.45
6	6	HENDERSON Noah	NCS	0.65	(1) 26.38	(1) 56.78 30.40	(=3) 1:28.45 31.67	2:00.79	1.89
7	7	FOLGER Sam	GS	0.59	(4) 26.94	(6) 57.55 30.61	(7) 1:29.33 31.78	2:01.52	2.62
8	8	PISHKO Jacob	TAC-NC	0.59	(8) 27.39	(8) 58.60 31.21	(8) 1:30.82 32.22	2:02.96	4.06

Legend:

= Equal rank **AR** American Record **CR** Championship Record **R.T.** Reaction Time
US US Open Record **WR** World Record

Official Timekeeping by Omega





2020 U.S. Olympic Team Trials - Wave I

Omaha

June 4 - 7

Event 105 4 JUN 2021 - 7:50 PM

Women's 100m Backstroke

Final

Results

Event Number 5

	Record	Split	Name	NAT Code	Location	Date
WR	57.57	27.74	SMITH Regan	USA	Gwangju (KOR)	28 JUL 2019
AR	57.57	27.74	SMITH Regan	USA	Gwangju (KOR)	28 JUL 2019
US	58.00	27.90	BAKER Kathleen	USA	Irvine, CA (USA)	28 JUL 2018
CR	58.00	27.90	BAKER Kathleen	USA	Irvine, CA (USA)	28 JUL 2018

Final

Rank	Lane	Name	Club Code	R.T.	50m	Time	Time Behind
1	1	TILTMANN Reilly	EBSC	0.65	(7) 30.41	1:02.16 31.75	
2	4	KORBLY Isabella	USC-NE	0.60	(1) 30.08	1:02.33 32.25	0.17
3	7	TYLER Ali	CDOG	0.55	(6) 30.37	1:02.59 32.22	0.43
=4	2	O'DELL Teagan	NOVACA	0.68	(=3) 30.25	1:02.67 32.42	0.51
=4	3	FREED Anna	ISC	0.63	(8) 30.52	1:02.67 32.15	0.51
6	5	CHOATE Catie	DYNA	0.65	(2) 30.17	1:02.72 32.55	0.56
7	6	GMELICH Caroline	UVA	0.57	(5) 30.29	1:02.74 32.45	0.58
8	8	FRANCIS Malia	MWWM	0.54	(=3) 30.25	1:02.99 32.74	0.83

Final

Rank	Lane	Name	Club Code	R.T.	50m	Time	Time Behind
1	4	HAEBIG Autumn	HUSK	0.66	(1) 29.66	1:01.23 31.57	
2	5	MELTON Kobie	UARK	0.59	(2) 29.77	1:01.89 32.12	0.66
3	6	CHUNG Casey	CW	0.60	(3) 29.98	1:01.93 31.95	0.70
4	8	STEWART Bayley	UN-CO	0.54	(4) 30.04	1:02.05 32.01	0.82
5	3	LAUGHLIN Tea	CAL	0.57	(5) 30.22	1:02.22 32.00	0.99
6	1	WALL Tatum	NCAP	0.65	(7) 30.37	1:02.44 32.07	1.21
7	7	SCHOBEL Marie	GMNY	0.53	(6) 30.26	1:02.83 32.57	1.60
8	2	LENIHAN Emily	DUKE	0.62	(8) 30.64	1:03.01 32.37	1.78

Legend:

= Equal rank **AR** American Record **CR** Championship Record **R.T.** Reaction Time
US US Open Record **WR** World Record

Official Timekeeping by Omega





2020 U.S. Olympic Team Trials - Wave I

Omaha

June 4 - 7

Event 106 4 JUN 2021 - 8:00 PM

Men's 100m Backstroke

Final

Results

Event Number 6

	Record	Split	Name	NAT Code	Location	Date
WR	51.85	25.13	MURPHY Ryan	USA	Rio de Janeiro (BRA)	13 AUG 2016
AR	51.85	25.13	MURPHY Ryan	USA	Rio (BRA)	13 AUG 2016
US	51.94	25.35	PEIRSOL Aaron	USA	Indianapolis, IN (USA)	8 JUL 2009
CR	51.94	25.35	PEIRSOL Aaron	USA	Indianapolis, IN (USA)	8 JUL 2009

Final

Rank	Lane	Name	Club Code	R.T.	50m	Time	Time Behind
1	1	CARBONE Drew	UN-PV	0.56	(2) 27.01	55.73 28.72	
2	8	BARR Luke	ISWM	0.58	(1) 26.88	56.18 29.30	0.45
3	2	MALDARI Caleb	ABF	0.58	(6) 27.30	56.26 28.96	0.53
4	7	GRODECKI Max	NTA	0.54	(4) 27.09	56.38 29.29	0.65
5	4	SMITH Lleyton	AU	0.53	(3) 27.03	56.43 29.40	0.70
=6	5	MARSHALL Jonny	FASTLE	0.63	(5) 27.19	56.49 29.30	0.76
=6	6	ALARCON Greyson	UOFL	0.57	(8) 28.20	56.49 28.29	0.76
8	3	NELSON Ere	FINS	0.57	(7) 27.32	56.71 29.39	0.98

Final

Rank	Lane	Name	Club Code	R.T.	50m	Time	Time Behind
1	4	STEELE Jacob	ISC	0.51	(2) 26.47	55.23 28.76	
2	5	STOFFLE Nathaniel	SPAC	0.53	(1) 26.30	55.28 28.98	0.05
3	8	KONDALSKI Rj	OSU	0.56	(4) 26.92	55.40 28.48	0.17
4	2	GOGULSKI Ethan	TAMU	0.59	(3) 26.83	55.60 28.77	0.37
5	1	HANNA Blake	CATS	0.51	(7) 27.33	55.69 28.36	0.46
6	3	GERMONPREZ Nate	ISWM	0.61	(5) 26.95	55.75 28.80	0.52
7	6	BURHANS Tucker	UNC	0.60	(6) 26.96	55.93 28.97	0.70
8	7	HAYBURN Joseph	ASC-MD	0.57	(8) 27.75	56.50 28.75	1.27

Legend:

AR American Record **CR** Championship Record **R.T.** Reaction Time **US** US Open Record
WR World Record

Official Timekeeping by Omega





2020 U.S. Olympic Team Trials - Wave I

Omaha

June 4 - 7

Event 9

5 JUN 2021 - 10:00 AM

Women's 200m Freestyle

Heats

Results Summary

Event Number 9

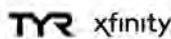
	Record	Splits			Name	NAT Code	Location	Date
WR	1:52.98	27.34	55.60	1:24.38	PELLEGRINI Federica	ITA	Rome (ITA)	29 JUL 2009
AR	1:53.61	27.18	55.38	1:24.35	SCHMITT Allison	USA	London (GBR)	31 JUL 2012
US	1:54.40	27.01	55.61	1:24.89	SCHMITT Allison	USA	Omaha, NE (USA)	28 JUN 2012
CR	1:54.40	27.01	55.61	1:24.89	SCHMITT Allison	USA	Omaha, NE (USA)	28 JUN 2012

Rank	Heat	Lane	Name	Club Code	Year of Birth	R.T.	50m	100m	150m	Time	Time Behind
1	2	4	HAEBIG Autumn	HUSK	1998	0.80	29.12	1:00.19	1:30.88	2:01.59	A
								31.07	30.69	30.71	
2	1	5	BARCZYK Jillian	COLA	2001	0.66	28.68	59.34	1:30.84	2:01.77	0.18 A
								30.66	31.50	30.93	
3	1	6	CARDWELL Summer	TBAC	◆ 2004	0.74	28.09	58.68	1:31.12	2:01.85	0.26 A
								30.59	32.44	30.73	
4	1	4	PEPLOWSKI Anna	BNY	2002	0.69	28.39	58.96	1:30.71	2:02.64	1.05 A
								30.57	31.75	31.93	
5	2	1	CALDOW Elle	TENN	2002	0.78	28.93	59.72	1:30.79	2:02.69	1.10 A
								30.79	31.07	31.90	
6	1	2	BATHURST Ella	TEAM	2003	0.71	28.65	59.46	1:30.80	2:02.98	1.39 A
								30.81	31.34	32.18	
7	1	3	SMITH Addison	UNC	2001	0.65	28.48	59.38	1:30.93	2:03.11	1.52 A
								30.90	31.55	32.18	
8	2	6	RAUSCH Malia	ASC-ST	2003	0.70	28.47	59.20	1:31.11	2:03.18	1.59 A
								30.73	31.91	32.07	
9	2	3	STOUT Jordan	RSCA	1997	0.71	29.70	1:01.13	1:32.49	2:03.33	1.74 B
								31.43	31.36	30.84	
10	1	8	ROGHAIR Aurora	IFLY	2003	0.81	28.30	59.18	1:31.26	2:03.60	2.01 B
								30.88	32.08	32.34	
11	2	5	FRANCIS Riley	LAC-NT	2003	0.72	29.12	1:00.22	1:32.00	2:03.66	2.07 B
								31.10	31.78	31.66	
12	2	7	THOMAS Martina	NAVY	1999	0.72	29.44	1:00.83	1:33.20	2:04.67	3.08 B
								31.39	32.37	31.47	
13	2	2	DRUMM Megan	KYA	2001	0.77	29.37	1:01.40	1:33.29	2:04.80	3.21 B
								32.03	31.89	31.51	
14	2	8	LOPEZ Rylie	BBST	2002	0.79	29.32	1:00.76	1:32.98	2:04.88	3.29 B
								31.44	32.22	31.90	
15	1	1	MILLER Hayden	CFSC	◆ 2004	0.77	29.41	1:00.45	1:32.72	2:05.09	3.50 B
								31.04	32.27	32.37	
16	1	7	FELNER Gracie	UN-AZ	2001	0.70	28.81	1:00.13	1:32.27	2:05.11	3.52 B
								31.32	32.14	32.84	

Legend:

A	Qualified for final A	AR	American Record	B	Qualified for final B	CR	Championship Record
R.T.	Reaction Time	US	US Open Record	WR	World Record	◆	Junior swimmer

Official Timekeeping by Omega





2020 U.S. Olympic Team Trials - Wave I

Omaha

June 4 - 7

Event 10

5 JUN 2021 - 10:09 AM

Men's 200m Freestyle

Heats

Results Summary

Event Number 10

	Record	Splits			Name	NAT Code	Location	Date
WR	1:42.00	24.23	50.12	1:16.30	BIEDERMANN Paul	GER	Rome (ITA)	28 JUL 2009
AR	1:42.96	24.31	50.29	1:16.84	PHELPS Michael	USA	Beijing (CHN)	12 AUG 2008
US	1:44.10	24.89	51.00	1:17.81	PHELPS Michael	USA	Omaha, NE (USA)	1 JUL 2008
CR	1:44.10	24.89	51.00	1:17.81	PHELPS Michael	USA	Omaha, NE (USA)	1 JUL 2008

Rank	Heat	Lane	Name	Club Code	Year of Birth	R.T.	50m	100m	150m	Time	Time Behind
1	1	6	JACKSON Will	TNAQ	2001	0.66	24.70	52.28	1:21.52	1:50.82	A
								27.58	29.24	29.30	
2	2	4	BRESETTE Liam	SUN	1999	0.64	26.24	54.53	1:22.96	1:50.98	0.16 A
								28.29	28.43	28.02	
3	2	6	WATERS Ryan	NAVY	1999	0.68	25.89	54.15	1:22.55	1:51.03	0.21 A
								28.26	28.40	28.48	
4	1	4	SAMMON Patrick	AQUASN	◆ 2003	0.61	25.59	53.64	1:22.83	1:51.73	0.91 A
								28.05	29.19	28.90	
5	1	2	WRIGHT Jack	UVA	2000	0.67	25.56	53.67	1:22.69	1:51.80	0.98 A
								28.11	29.02	29.11	
6	1	3	ZHANG Wen	AFA	2001	0.65	25.32	53.45	1:22.74	1:52.46	1.64 A
								28.13	29.29	29.72	
7	2	5	MILLER Luke	EA	2002	0.64	26.00	54.77	1:24.19	1:52.81	1.99 A
								28.77	29.42	28.62	
8	2	3	PETRIDES Michael	CAL	2000	0.72	26.80	55.45	1:24.45	1:53.09	2.27 A
								28.65	29.00	28.64	
9	1	5	HAUSS Graham	CLOV	1999	0.71	26.06	54.40	1:23.72	1:53.16	2.34 B
								28.34	29.32	29.44	
10	2	2	GATELY Liam	LOVE	1998	0.67	26.35	55.11	1:24.78	1:53.98	3.16 B
								28.76	29.67	29.20	

Legend:							
A	Qualified for final A	AR	American Record	B	Qualified for final B	CR	Championship Record
R.T.	Reaction Time	US	US Open Record	WR	World Record	◆	Junior swimmer

Official Timekeeping by Omega





2020 U.S. Olympic Team Trials - Wave I

Omaha

June 4 - 7

Event 11

5 JUN 2021 - 10:17 AM

Women's 100m Breaststroke

Heats

Results Summary

Event Number 11

	Record	Split	Name	NAT Code	Location	Date
WR	1:04.13	29.80	KING Lilly	USA	Budapest (HUN)	25 JUL 2017
AR	1:04.13	29.80	KING Lilly	USA	Budapest (HUN)	25 JUL 2017
US	1:04.45	29.80	HARDY Jessica	USA	Federal Way, WA (USA)	7 AUG 2009
CR	1:04.95		KING Lilly	USA	Indianapolis, IN (USA)	30 JUN 2017

Rank	Heat	Lane	Name	Club Code	Year of Birth	R.T.	50m	Time	Time Behind
1	6	6	VEREB Joelle	VT	1999	0.65	32.05	1:09.65 37.60	A
2	7	1	SKIRBOLL Zoe	RXA	◆ 2004	0.67	32.66	1:09.82 37.16	0.17 A
3	4	7	MACCAUSLAND Heather	NCS	2001	0.67	33.09	1:09.93 36.84	0.28 A
4	5	4	GRABENHORST Taylor	BD	1998	0.69	33.03	1:10.22 37.19	0.57 A
=5	5	3	STEWARD Kate	KANS	2000	0.66	33.47	1:10.41 36.94	0.76 A
=5	6	2	POWERS Kylie	TAMU	2000	0.77	33.08	1:10.41 37.33	0.76 A
7	5	5	HAMBLIN Kaylee	MSA-NC	2003	0.72	33.17	1:10.47 37.30	0.82 A
8	7	3	FOLEY Sally	DUKE	2002	0.70	33.14	1:10.73 37.59	1.08 A
9	7	6	PAPANICHOLAS Maggie	PX3	◆ 2005	0.71	33.45	1:10.87 37.42	1.22 B
10	5	2	HERSCU Abigail	LAC-PC	◆ 2004	0.66	33.82	1:10.92 37.10	1.27 B
11	7	2	PERTTULA Andrea	HRA	2000	0.76	32.81	1:11.06 38.25	1.41 B
12	4	5	GEBEL Alex	TNAQ	1998	0.68	33.34	1:11.13 37.79	1.48 B
13	3	6	STRATHMAN Madison	TST	1997	0.64	33.42	1:11.14 37.72	1.49 B
14	6	1	HENRY Alicia	DYNA	2003	0.61	32.65	1:11.19 38.54	1.54 B
15	7	8	SMITHBAKER Meredith	VOTX	2002	0.70	33.57	1:11.22 37.65	1.57 B
16	2	4	JEW Ellie	IA	2001	0.66	32.96	1:11.26 38.30	1.61 B
17	3	7	CARLSON Eva	TDPS	2002	0.68	33.49	1:11.28 37.79	1.63 R
18	6	5	ZHANG Sophia	AGUA	2002	0.70	32.78	1:11.30 38.52	1.65 R
=19	2	1	WEYANT Gracie	SYS-FL	◆ 2005	0.69	33.71	1:11.35 37.64	1.70
=19	7	5	SCHOENING Jacki	TUS	1998	0.74	33.99	1:11.35 37.36	1.70
21	6	7	MENDENHALL Olivia	SPA	2003	0.77	33.37	1:11.45 38.08	1.80
22	3	4	MALLOY Morganne	NOVACA	◆ 2004	0.75	33.69	1:11.55 37.86	1.90
23	6	4	MATHEWS Janessa	OSU	2000	0.66	32.72	1:11.62 38.90	1.97
24	3	1	ROBERTS Liz	GAME	1988	0.76	33.25	1:11.64 38.39	1.99

Official Timekeeping by Omega





2020 U.S. Olympic Team Trials - Wave I

Omaha

June 4 - 7

Event 11

5 JUN 2021 - 10:17 AM

Women's 100m Breaststroke

Heats

Results Summary

Event Number 11

Rank	Heat	Lane	Name	Club Code	Year of Birth	R.T.	50m	Time	Time Behind
25	4	8	SMITH Alaya	TAMU	2001	0.68	33.38	1:11.73 38.35	2.08
26	3	3	CHEN Edenna	UN-NE	2001	0.68	33.16	1:11.74 38.58	2.09
27	4	6	WARD Maddie	UN-CO	1998	0.72	33.24	1:11.75 38.51	2.10
28	2	5	WENTZEL Jordyn	AQJT	2000	0.70	33.94	1:11.82 37.88	2.17
=29	2	2	HART Carly	UN-MA	1998	0.70	33.32	1:11.83 38.51	2.18
=29	2	7	DAVISON Chase	TOPSCO	◆ 2004	0.69	33.56	1:11.83 38.27	2.18
=31	3	5	FOLCIK Masy	BA	2002	0.70	33.89	1:11.88 37.99	2.23
=31	4	3	JONES Bradi	UARK	2001	0.65	33.27	1:11.88 38.61	2.23
33	3	2	PANITZ Josie	OSU	2001	0.76	33.32	1:12.00 38.68	2.35
34	4	2	SZARA Erin	MSU-MI	1998	0.69	32.58	1:12.02 39.44	2.37
35	2	8	BRICKER Caroline	UN-CO	◆ 2005	0.68	33.18	1:12.04 38.86	2.39
36	2	6	JOHNSON Georgia	NCAP	2001	0.65	33.55	1:12.06 38.51	2.41
37	4	4	REITER Allie	UNC	1999	0.73	33.58	1:12.07 38.49	2.42
38	3	8	DEBOER Adrianna	FLOR	1998	0.61	33.34	1:12.34 39.00	2.69
39	4	1	SCHREIBER Sheridan	TCU	1999	0.68	33.30	1:12.35 39.05	2.70
40	5	6	HUGGINS Maddy	SALU	2003	0.73	33.65	1:12.39 38.74	2.74
41	5	7	WALSH Lauren	RST	◆ 2004	0.70	33.36	1:12.40 39.04	2.75
42	1	6	WOJDYLO Helen	AGUA	1997	0.71	33.41	1:12.56 39.15	2.91
43	7	7	ENGEL Bridget	KYA	2002	0.68	33.33	1:12.72 39.39	3.07
44	1	3	BEELER Tori	UN-MW	1997	0.62	33.50	1:12.83 39.33	3.18
45	1	5	BERCUTT Natalie	UCD	2003	0.79	33.68	1:12.98 39.30	3.33
46	1	4	MURSLACK Kristen	UN-AM	1994	0.70	33.41	1:13.12 39.71	3.47
47	7	4	KUSTRITZ Kt	SWIM	1998	0.76	34.06	1:13.20 39.14	3.55
48	6	8	BRADAC Sophia	IA	2001	0.68	33.85	1:13.28 39.43	3.63
49	2	3	BARAKEY Lauren	VT	2002	0.68	34.38	1:13.89 39.51	4.24
50	5	8	THOMPSON Jenna	VT	2000	0.71	34.35	1:14.15 39.80	4.50
	5	1	LI Jessey	RAYS	◆ 2004			DSQ	

Official Timekeeping by Omega





2020 U.S. Olympic Team Trials - Wave I

Omaha

June 4 - 7

Event 11

5 JUN 2021 - 10:17 AM

Women's 100m Breaststroke

Heats

Results Summary

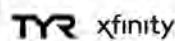
Event Number 11

Rank	Heat	Lane	Name	Club Code	Year of Birth	R.T.	50m	Time	Time Behind
	6	3	HERRMANN Danielle	CLOV	1987			DSQ	

Legend:

A	Qualified for final A	AR	American Record	B	Qualified for final B	CR	Championship Record
DSQ	Disqualified	R	Reserve	R.T.	Reaction Time	US	US Open Record
WR	World Record	♦	Junior swimmer				

Official Timekeeping by Omega





2020 U.S. Olympic Team Trials - Wave I

Omaha

June 4 - 7

Event 12

5 JUN 2021 - 10:36 AM

Men's 100m Breaststroke

Heats

Results Summary

Event Number 12

	Record	Split	Name	NAT Code	Location	Date
WR	56.88	26.63	PEATY Adam	GBR	Gwangju (KOR)	21 JUL 2019
AR	58.64	27.41	CORDES Kevin	USA	Budapest (HUN)	23 JUL 2017
US	58.67	27.32	ANDREW Michael	USA	Indianapolis, IN (USA)	13 MAY 2021
CR	58.74	27.32	CORDES Kevin	USA	Indianapolis, IN (USA)	30 JUN 2017

Rank	Heat	Lane	Name	Club Code	Year of Birth	R.T.	50m	Time	Time Behind
1	8	5	MIKUTA Reid	AU	2001	0.63	28.99	1:01.87 32.88	A
2	8	6	FOUTS Eli	WA	2000	0.68	28.20	1:02.02 33.82	0.15 A
3	10	4	FAN Zhier	MTRO	◆ 2004	0.59	28.82	1:02.07 33.25	0.20 A
4	9	6	MASSEY Luke	UN-SC	2000	0.61	29.02	1:02.33 33.31	0.46 A
5	1	6	LAU Corey	UN-NJ	1999	0.62	29.60	1:02.36 32.76	0.49 A
6	10	1	FRICK Jakob	NCAP	◆ 2003	0.65	28.91	1:02.40 33.49	0.53 A
7	11	2	BARR Luke	ISWM	◆ 2003	0.66	29.19	1:02.44 33.25	0.57 A
8	4	1	BALL Jake	TANK	1997	0.72	29.41	1:02.57 33.16	0.70 A
9	5	2	DILLARD Jarel	TNAQ	2000	0.60	28.69	1:02.59 33.90	0.72 B
10	9	1	KREILEY Aidan	UOFL	2002	0.68	29.18	1:02.60 33.42	0.73 B
11	10	6	MILLER Collin	UN-WI	1998	0.67	28.43	1:02.67 34.24	0.80 B
=12	5	7	MORANETZ Jack	NCS	2000	0.65	29.41	1:02.68 33.27	0.81 B
=12	8	2	BABINEC Ty	AU	2000	0.61	28.93	1:02.68 33.75	0.81 B
14	11	4	BETHEL Henry	CCAC	2002	0.62	28.82	1:02.71 33.89	0.84 B
15	10	7	KELLY Jack	EAST	◆ 2003	0.78	29.12	1:02.72 33.60	0.85 B
16	8	3	DEWITT Tristan	ISC	2001	0.62	29.19	1:02.74 33.55	0.87 B
17	3	6	RUDD Michael	SMU	2000	0.65	29.29	1:02.77 33.48	0.90 R
18	7	8	BENSON Andrew	WA	2002	0.65	29.28	1:02.80 33.52	0.93 R
19	8	1	PATTON Ben	UMIZ	2000	0.65	28.89	1:02.93 34.04	1.06
20	10	8	DEGRADO Paul	TXLA	2001	0.64	29.54	1:02.99 33.45	1.12
=21	3	8	CULLEN Alec	UCSB	2000	0.70	29.18	1:03.01 33.83	1.14
=21	5	1	HIGDON Tom	SYS-SN	1998	0.62	29.21	1:03.01 33.80	1.14
23	6	5	MODGLIN Coleman	ZSC	2001	0.73	29.56	1:03.02 33.46	1.15
=24	6	7	IIDA Scooter	GSC-IL	2002	0.61	29.38	1:03.10 33.72	1.23

Official Timekeeping by Omega





2020 U.S. Olympic Team Trials - Wave I

Omaha

June 4 - 7

Event 12

5 JUN 2021 - 10:36 AM

Men's 100m Breaststroke

Heats

Results Summary

Event Number 12

Rank	Heat	Lane	Name	Club Code	Year of Birth	R.T.	50m	Time	Time Behind
=24	7	5	SEGAL Matthew	CW	2002	0.70	29.32	1:03.10 33.78	1.23
=26	1	4	REZNICK Cole	DUKE	2000	0.65	29.26	1:03.11 33.85	1.24
=26	11	7	ZUCKER Colson	DUKE	1999	0.63	29.40	1:03.11 33.71	1.24
28	7	3	LEWIS Brody	LOVE	1997	0.73	29.45	1:03.14 33.69	1.27
29	8	7	CHAN Will	CW	1999	0.64	28.53	1:03.17 34.64	1.30
30	11	6	ZHENG Hayden	AQJT	2002	0.66	29.11	1:03.21 34.10	1.34
31	9	8	COUET Michael	FRST	1999	0.62	29.44	1:03.27 33.83	1.40
32	11	8	GOODWIN Will	UMIZ	2000	0.58	29.47	1:03.29 33.82	1.42
33	5	5	SCHOLTZ Will	LAK	◆ 2004	0.71	29.77	1:03.38 33.61	1.51
34	11	5	BROWN Gerald	MSC	1998	0.65	29.24	1:03.45 34.21	1.58
35	11	1	VOLOSCHIN Arie	DYNA	2002	0.65	29.36	1:03.48 34.12	1.61
36	7	1	RAUCH Jacob	UNC	2000	0.65	28.97	1:03.49 34.52	1.62
37	3	1	VANDEN HOEK Cole	SPA	1999	0.73	29.63	1:03.51 33.88	1.64
38	11	3	THOMAS Wes	ALTO	1995	0.65	29.61	1:03.54 33.93	1.67
=39	4	3	DANG Ethan	ALTO	2002	0.65	29.28	1:03.56 34.28	1.69
=39	10	2	SHEILS Trey	BAMA	2001	0.64	28.94	1:03.56 34.62	1.69
41	6	1	MYHRE Will	SCST	2000	0.66	29.50	1:03.61 34.11	1.74
42	5	8	SEIDEL Max	TAC-NC	2001	0.65	29.75	1:03.66 33.91	1.79
43	6	6	HARRON Quinn	DYNA	2002	0.62	29.54	1:03.70 34.16	1.83
44	7	7	SCHULTZ Jackson	NAVY	2001	0.72	29.34	1:03.71 34.37	1.84
45	8	4	PROLO Brad	UN-UT	1999	0.60	29.44	1:03.73 34.29	1.86
46	9	3	FOOTE Ryan	CLCK	2001	0.67	29.17	1:03.74 34.57	1.87
=47	1	5	CHEN Jerry	PITT	2000	0.66	29.64	1:03.79 34.15	1.92
=47	7	2	SORENSEN Ryan	BYU	1996	0.65	29.45	1:03.79 34.34	1.92
=47	9	2	TOLMAN Scott	FSON	1998	0.70	29.95	1:03.79 33.84	1.92
=50	2	3	DENG Alex	AQJT	2002	0.63	29.69	1:03.81 34.12	1.94
=50	7	4	MANNING Griffin	RAYS	2000	0.63	29.03	1:03.81 34.78	1.94

Official Timekeeping by Omega





2020 U.S. Olympic Team Trials - Wave I

Omaha

June 4 - 7

Event 12

5 JUN 2021 - 10:36 AM

Men's 100m Breaststroke

Heats

Results Summary

Event Number 12

Rank	Heat	Lane	Name	Club Code	Year of Birth	R.T.	50m	Time	Time Behind
52	10	3	HUNTER Mason	TRSC	2000	0.66	28.82	1:03.84 35.02	1.97
53	1	3	LOPEZ MIRO Cobi	VT	2001	0.66	30.44	1:04.03 33.59	2.16
54	4	2	McINTOSH Corban	UCSB	2001	0.62	29.63	1:04.05 34.42	2.18
=55	2	5	PARROTT Aaron	SST	2000	0.62	29.52	1:04.08 34.56	2.21
=55	2	8	CHEN Joshua	ACAC	◆ 2005	0.72	30.51	1:04.08 33.57	2.21
=57	6	2	FIERKE Andrew	ACAC	2000	0.73	29.40	1:04.11 34.71	2.24
=57	9	4	FROASS Ansel	RAYS	2001	0.69	30.07	1:04.11 34.04	2.24
59	10	5	BROWN Ryan	LIAC	1998	0.67	29.83	1:04.13 34.30	2.26
60	4	7	CAPS Tom	AUL	◆ 2003	0.68	29.84	1:04.16 34.32	2.29
61	9	7	CASHELL Dan	NAVY	2000	0.67	30.06	1:04.24 34.18	2.37
62	2	1	HAMPEL Michael	MSU-MV	1999	0.74	29.64	1:04.27 34.63	2.40
=63	4	8	LILLIBRIDGE Dalton	ACAC	2000	0.76	29.22	1:04.30 35.08	2.43
=63	8	8	McREA Micah	CVAC	2001	0.64	29.98	1:04.30 34.32	2.43
=65	6	3	RENO Brandon	UN-PC	1997	0.65	29.71	1:04.32 34.61	2.45
=65	9	5	BROWNE Ethan	PRVT	1996	0.67	29.64	1:04.32 34.68	2.45
67	4	4	ERIKSSON Nic	UN-NC	1993	0.68	30.28	1:04.34 34.06	2.47
68	3	3	CLASEN Garrett	FMC	2000	0.69	29.79	1:04.35 34.56	2.48
=69	2	2	CHAMPLIN Brett	TENN	2000	0.73	29.04	1:04.36 35.32	2.49
=69	4	6	MALICKI Ryan	CSC	◆ 2004	0.65	29.61	1:04.36 34.75	2.49
71	2	6	WELLS Ty	CLCK	1999	0.64	29.65	1:04.42 34.77	2.55
72	4	5	SHERMAN Nick	UN-IN	2000	0.67	29.43	1:04.44 35.01	2.57
73	3	5	HAWKINS Keegan	SCST	2000	0.65	30.04	1:04.45 34.41	2.58
74	5	4	SHOURDS Luke	RACEKY	2002	0.69	30.34	1:04.56 34.22	2.69
75	3	4	REITER Jon	AUL	2002	0.64	29.78	1:04.58 34.80	2.71
76	1	2	SANCHEZ Alex	TAMU	2002	0.68	30.67	1:04.62 33.95	2.75
77	7	6	SOBOLEWSKI Scott	TASC	2002	0.62	30.00	1:04.76 34.76	2.89
78	6	4	JENSEN Levi	BYU	1996	0.60	29.56	1:04.79 35.23	2.92

Official Timekeeping by Omega





2020 U.S. Olympic Team Trials - Wave I

Omaha

June 4 - 7

Event 12

5 JUN 2021 - 10:36 AM

Men's 100m Breaststroke

Heats

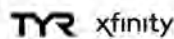
Results Summary

Event Number 12

Rank	Heat	Lane	Name	Club Code	Year of Birth	R.T.	50m	Time	Time Behind
79	2	4	LACORE Patrick	NAVY	2000	0.67	29.38	1:04.90 35.52	3.03
80	3	2	KARPENKO Andrew	AQJT	2002	0.60	30.32	1:04.97 34.65	3.10
81	5	3	WORTH Daniel	ISWM	2002	0.62	30.04	1:05.04 35.00	3.17
82	3	7	NGUYEN Derek	NAVY	1999	0.68	29.91	1:05.06 35.15	3.19
83	5	6	HICKS Caleb	TRI	1997	0.61	30.48	1:05.15 34.67	3.28
84	2	7	SEITH Jackson	CS	1998	0.71	30.02	1:05.61 35.59	3.74
	6	8	FRAZIER Forrest	CAL	2002			DSQ	

Legend:			
A	Qualified for final A	AR	American Record
DSQ	Disqualified	R	Reserve
WR	World Record	◆	Junior swimmer
B	Qualified for final B	R.T.	Reaction Time
CR	Championship Record	US	US Open Record

Official Timekeeping by Omega





2020 U.S. Olympic Team Trials - Wave I

Omaha

June 4 - 7

Event 13

5 JUN 2021 - 11:01 AM

Women's 400m Individual Medley

Heats

Results Summary

Event Number 13

	Record	Splits	Name	NAT Code	Location	Date
WR	4:26.36	1:00.91 2:08.39 3:24.50	HOSSZU Katinka	HUN	Rio de Janeiro (BRA)	6 AUG 2016
AR	4:31.12	1:03.69 2:13.33 3:28.65	HOFF Katie	USA	Omaha, NE (USA)	29 JUN 2008
US	4:31.07	1:01.99 2:10.88 3:29.25	HOSSZU Katinka	HUN	Santa Clara (USA)	19 JUN 2015
CR	4:31.12	1:03.69 2:13.33 3:28.65	HOFF Katie	USA	Omaha, NE (USA)	29 JUN 2008

Rank	Heat	Lane	Name	Club Code	Year of Birth	R.T.	Time	Time Behind
1	2	5	McCARTHY Katie	EDI	♦ 2004	0.70	4:49.94	A
	50m 29.92	100m 1:04.31	150m 1:41.95	200m 2:17.63	250m 3:01.28	300m 3:45.34	350m 4:18.53	
		34.39	37.64	35.68	43.65	44.06	33.19	31.41
2	2	6	TRACE Katie	OSU	1999	0.65	4:50.12	0.18 A
	50m 29.72	100m 1:04.66	150m 1:42.60	200m 2:19.08	250m 3:01.78	300m 3:44.26	350m 4:18.09	
		34.94	37.94	36.48	42.70	42.48	33.83	32.03
3	1	3	McENROE Annika	YSSC	2002	0.70	4:52.36	2.42 A
	50m 29.93	100m 1:04.19	150m 1:41.54	200m 2:18.62	250m 2:59.85	300m 3:42.31	350m 4:17.96	
		34.26	37.35	37.08	41.23	42.46	35.65	34.40
4	3	2	CAVANAGH Erin	JW	2002	0.79	4:52.92	2.98 A
	50m 31.60	100m 1:06.43	150m 1:44.26	200m 2:21.27	250m 3:04.12	300m 3:47.29	350m 4:20.49	
		34.83	37.83	37.01	42.85	43.17	33.20	32.43
5	2	1	OWNBEY Hannah	AU	2001	0.65	4:53.68	3.74 A
	50m 30.25	100m 1:04.93	150m 1:42.45	200m 2:19.93	250m 3:02.07	300m 3:44.82	350m 4:19.84	
		34.68	37.52	37.48	42.14	42.75	35.02	33.84
6	3	5	McCARVILLE Kate	SPA	2003	0.67	4:53.90	3.96 A
	50m 29.67	100m 1:03.30	150m 1:40.69	200m 2:17.21	250m 3:00.97	300m 3:45.70	350m 4:20.32	
		33.63	37.39	36.52	43.76	44.73	34.62	33.58
7	1	4	MORGAN Michelle	PS	♦ 2004	0.78	4:53.98	4.04 A
	50m 31.12	100m 1:05.95	150m 1:44.64	200m 2:22.21	250m 3:05.19	300m 3:48.45	350m 4:21.33	
		34.83	38.69	37.57	42.98	43.26	32.88	32.65
8	3	4	MACEACHERN Paige	PCS	2002	0.71	4:54.71	4.77 A
	50m 30.32	100m 1:04.57	150m 1:41.90	200m 2:19.16	250m 3:01.96	300m 3:46.04	350m 4:20.47	
		34.25	37.33	37.26	42.80	44.08	34.43	34.24
9	2	2	KASTIGAR Hannah	PSC	1995	0.71	4:55.21	5.27 B
	50m 30.74	100m 1:05.22	150m 1:43.28	200m 2:20.07	250m 3:02.05	300m 3:45.26	350m 4:20.97	
		34.48	38.06	36.79	41.98	43.21	35.71	34.24
10	1	5	RANKIN Mia	PSC	2003	0.71	4:55.54	5.60 B
	50m 31.35	100m 1:07.01	150m 1:44.81	200m 2:22.25	250m 3:04.17	300m 3:46.28	350m 4:21.03	
		35.66	37.80	37.44	41.92	42.11	34.75	34.51
11	3	3	TONEY Camryn	TAMU	1999	0.69	4:56.34	6.40 B
	50m 31.10	100m 1:05.82	150m 1:44.13	200m 2:22.25	250m 3:04.14	300m 3:47.39	350m 4:21.99	
		34.72	38.31	38.12	41.89	43.25	34.60	34.35
12	2	3	RAUSCH Malia	ASC-ST	2003	0.70	4:56.46	6.52 B
	50m 31.07	100m 1:05.45	150m 1:44.45	200m 2:22.47	250m 3:06.72	300m 3:48.79	350m 4:23.12	
		34.38	39.00	38.02	44.25	42.07	34.33	33.34
13	3	1	HAN Kayla	RMDA	2008	0.69	4:56.66	6.72 B
	50m 31.04	100m 1:05.47	150m 1:43.68	200m 2:21.37	250m 3:04.67	300m 3:49.34	350m 4:23.79	
		34.43	38.21	37.69	43.30	44.67	34.45	32.87
14	2	4	HURT Colby	AU	2001	0.70	4:58.26	8.32 B
	50m 31.42	100m 1:06.99	150m 1:46.57	200m 2:25.21	250m 3:07.06	300m 3:50.16	350m 4:24.51	
		35.57	39.58	38.64	41.85	43.10	34.35	33.75
15	3	6	SUN Eleanor	NCAP	♦ 2004	0.72	5:00.61	10.67 B
	50m 30.18	100m 1:05.14	150m 1:44.73	200m 2:23.08	250m 3:07.92	300m 3:51.23	350m 4:26.48	
		34.96	39.59	38.35	44.84	43.31	35.25	34.13
16	3	7	LARSON Aily	NU	2000	0.76	5:03.85	13.91 B
	50m 30.27	100m 1:04.91	150m 1:44.81	200m 2:23.78	250m 3:08.15	300m 3:53.53	350m 4:29.07	
		34.64	39.90	38.97	44.37	45.38	35.54	34.78
	3	8	SMITH Addison	UNC	2001		DNS	
	2	7	McCORMICK Paige	UOFL	2002		DSQ	R

Official Timekeeping by Omega





2020 U.S. Olympic Team Trials - Wave I

Omaha

June 4 - 7

Event 13

5 JUN 2021 - 11:01 AM

Women's 400m Individual Medley

Heats

Results Summary

Event Number 13

Rank	Heat	Lane	Name	Club Code	Year of Birth	R.T.	Time	Time Behind
------	------	------	------	-----------	---------------	------	------	-------------

Legend:							
A	Qualified for final A	AR	American Record	B	Qualified for final B	CR	Championship Record
DNS	Did Not Start	DSQ	Disqualified	R	Reserve	R.T.	Reaction Time
US	US Open Record	WR	World Record	♦	Junior swimmer		

Official Timekeeping by Omega





2020 U.S. Olympic Team Trials - Wave I

Omaha

June 4 - 7

Event 14

5 JUN 2021 - 11:22 AM

Men's 400m Individual Medley

Heats

Results Summary

Event Number 14

	Record	Splits	Name	NAT Code	Location	Date
WR	4:03.84	54.92 1:56.49	3:07.05 PHELPS Michael	USA	Beijing (CHN)	10 AUG 2008
AR	4:03.84	54.92 1:56.49	3:07.05 PHELPS Michael	USA	Beijing (CHN)	10 AUG 2008
US	4:05.25	55.38 1:57.32	3:08.45 PHELPS Michael	USA	Omaha, NE (USA)	29 JUN 2008
CR	4:05.25	55.38 1:57.32	3:08.45 PHELPS Michael	USA	Omaha, NE (USA)	29 JUN 2008

Rank	Heat	Lane	Name	Club Code	Year of Birth	R.T.	Time	Time Behind	
1	1	6	NAJERA Humberto	MVN	♦ 2005	0.63	4:23.72	A	
			50m 27.56	100m 58.63	150m 1:32.35	200m 2:04.95	250m 2:43.01	300m 3:22.47	350m 3:53.93
				31.07	33.72	32.60	38.06	39.46	31.46
									29.79
2	1	7	GUSEV Alexander	SYS-FL	2001	0.73	4:23.86	0.14 A	
			50m 27.56	100m 59.22	150m 1:34.42	200m 2:08.26	250m 2:46.16	300m 3:24.57	350m 3:55.56
				31.66	35.20	33.84	37.90	38.41	30.99
									28.30
3	2	7	FALCON Dominic	UCSB	2000	0.62	4:24.22	0.50 A	
			50m 27.47	100m 58.35	150m 1:32.61	200m 2:05.99	250m 2:43.84	300m 3:22.01	350m 3:53.63
				30.88	34.26	33.38	37.85	38.17	31.62
									30.59
4	1	8	KOPP Tyler	KATY	2002	0.63	4:26.02	2.30 A	
			50m 28.20	100m 59.50	150m 1:33.22	200m 2:06.24	250m 2:43.96	300m 3:22.43	350m 3:54.99
				31.30	33.72	33.02	37.72	38.47	32.56
									31.03
5	2	6	BAKER Jay	NCAC	2002	0.69	4:26.04	2.32 A	
			50m 28.14	100m 1:00.09	150m 1:35.33	200m 2:08.99	250m 2:46.61	300m 3:24.35	350m 3:55.93
				31.95	35.24	33.66	37.62	37.74	31.58
									30.11
6	2	1	RATHLE Jacques	CRAW	♦ 2003	0.71	4:27.02	3.30 A	
			50m 27.78	100m 59.28	150m 1:34.62	200m 2:09.22	250m 2:46.23	300m 3:24.28	350m 3:56.36
				31.50	35.34	34.60	37.01	38.05	32.08
									30.66
7	2	8	KING Ryan	NU	2001	0.74	4:27.65	3.93 A	
			50m 27.28	100m 58.36	150m 1:32.61	200m 2:06.08	250m 2:45.82	300m 3:25.67	350m 3:56.85
				31.08	34.25	33.47	39.74	39.85	31.18
									30.80
8	1	4	PONSLER Kyle	FASTIN	♦ 2004	0.71	4:28.74	5.02 A	
			50m 27.50	100m 59.67	150m 1:32.97	200m 2:05.98	250m 2:44.12	300m 3:24.00	350m 3:56.79
				32.17	33.30	33.01	38.14	39.88	32.79
									31.95
9	1	2	BRETZMANN Peter	NCAC	♦ 2003	0.72	4:29.95	6.23 B	
			50m 28.21	100m 1:00.56	150m 1:37.22	200m 2:12.66	250m 2:49.62	300m 3:27.02	350m 3:59.48
				32.35	36.66	35.44	36.96	37.40	32.46
									30.47
10	1	1	KEIL Kevin	MAC-OR	2001	0.72	4:30.04	6.32 B	
			50m 28.80	100m 1:01.45	150m 1:36.63	200m 2:10.66	250m 2:48.85	300m 3:27.02	350m 3:59.27
				32.65	35.18	34.03	38.19	38.17	32.25
									30.77
11	2	5	VANDEUSEN Jack	BSS	2001	0.72	4:32.65	8.93 B	
			50m 28.38	100m 1:00.52	150m 1:36.19	200m 2:11.28	250m 2:51.15	300m 3:31.16	350m 4:02.24
				32.14	35.67	35.09	39.87	40.01	31.08
									30.41
12	2	2	JONES Jed Michael	MTRO	2002	0.65	4:32.94	9.22 B	
			50m 28.11	100m 1:00.51	150m 1:34.80	200m 2:10.51	250m 2:49.44	300m 3:29.86	350m 4:02.57
				32.40	34.29	35.71	38.93	40.42	32.71
									30.37
13	1	3	KAMPS Will	ACAD	2000	0.72	4:33.64	9.92 B	
			50m 27.73	100m 1:00.20	150m 1:37.23	200m 2:12.64	250m 2:51.26	300m 3:30.81	350m 4:02.51
				32.47	37.03	35.41	38.62	39.55	31.70
									31.13
14	2	4	DURMER Jeffrey	NU	1999	0.62	4:35.65	11.93 B	
			50m 28.34	100m 1:00.84	150m 1:35.03	200m 2:09.67	250m 2:49.42	300m 3:30.00	350m 4:03.06
				32.50	34.19	34.64	39.75	40.58	33.06
									32.59
15	1	5	EDWARDS Davis	WAVE	2000	0.71	4:37.37	13.65 B	
			50m 27.93	100m 59.77	150m 1:35.65	200m 2:10.36	250m 2:49.65	300m 3:29.97	350m 4:04.15
				31.84	35.88	34.71	39.29	40.32	34.18
	2	3	MIRANDA Max	IA	1999		DNS		
									33.22

Legend:	A Qualified for final A	AR American Record	B Qualified for final B	CR Championship Record
DNS Did Not Start	R.T. Reaction Time	US US Open Record	WR World Record	
♦ Junior swimmer				

Official Timekeeping by Omega





2020 U.S. Olympic Team Trials - Wave I

Omaha

June 4 - 7

Event 109 5 JUN 2021 - 7:02 PM

Women's 200m Freestyle

Final

Results

Event Number 9

	Record	Splits			Name	NAT Code	Location	Date
WR	1:52.98	27.34	55.60	1:24.38	PELLEGRINI Federica	ITA	Rome (ITA)	29 JUL 2009
AR	1:53.61	27.18	55.38	1:24.35	SCHMITT Allison	USA	London (GBR)	31 JUL 2012
US	1:54.40	27.01	55.61	1:24.89	SCHMITT Allison	USA	Omaha, NE (USA)	28 JUN 2012
CR	1:54.40	27.01	55.61	1:24.89	SCHMITT Allison	USA	Omaha, NE (USA)	28 JUN 2012

Final

Rank	Lane	Name	Club Code	R.T.	50m	100m	150m	Time	Time Behind
1	5	ROGHAIR Aurora	IFLY	0.79	(4) 28.85	(3) 59.95 31.10	(1) 1:31.33 31.38	2:02.23	
2	1	MILLER Hayden	CFSC	0.75	(7) 29.15	(5) 1:00.18 31.03	(2) 1:31.75 31.57	2:02.92	0.69
3	4	STOUT Jordan	RSCA	0.72	(6) 29.13	(6) 1:00.48 31.35	(5) 1:32.23 31.75	2:03.53	1.30
4	6	THOMAS Martina	NAVY	0.70	(2) 28.46	(2) 59.54 31.08	(3) 1:31.96 32.42	2:03.61	1.38
5	3	FRANCIS Riley	LAC-NT	0.71	(3) 28.74	(4) 1:00.10 31.36	(4) 1:32.00 31.90	2:04.10	1.87
6	2	DRUMM Megan	KYA	0.75	(5) 29.02	(8) 1:00.70 31.68	(7) 1:33.08 32.38	2:04.39	2.16
7	7	LOPEZ Rylie	BBST	0.80	(8) 29.30	(7) 1:00.63 31.33	(8) 1:33.34 32.71	2:05.02	2.79
8	8	FELNER Gracie	UN-AZ	0.65	(1) 28.17	(1) 59.42 31.25	(6) 1:32.36 32.94	2:05.13	2.90

Final

Rank	Lane	Name	Club Code	R.T.	50m	100m	150m	Time	Time Behind
1	8	RAUSCH Malia	ASC-ST	0.68	(2) 28.45	(1) 59.12 30.67	(1) 1:29.99 30.87	2:00.93	
2	4	HAEBIG Autumn	HUSK	0.79	(8) 29.23	(8) 1:00.19 30.96	(2) 1:30.70 30.51	2:00.94	0.01
3	5	BARCZYK Jillian	COLA	0.66	(7) 28.98	(4) 59.90 30.92	(3) 1:30.88 30.98	2:01.35	0.42
4	3	CARDWELL Summer	TBAC	0.74	(1) 28.13	(2) 59.15 31.02	(4) 1:30.95 31.80	2:01.74	0.81
5	6	PEPLOWSKI Anna	BNY	0.70	(6) 28.87	(7) 1:00.10 31.23	(7) 1:31.71 31.61	2:02.52	1.59
6	7	BATHURST Ella	TEAM	0.69	(5) 28.81	(3) 59.78 30.97	(5) 1:31.41 31.63	2:02.54	1.61
7	1	SMITH Addison	UNC	0.64	(3) 28.76	(5) 59.96 31.20	(6) 1:31.51 31.55	2:03.15	2.22
8	2	CALDOW Elle	TENN	0.80	(4) 28.77	(6) 1:00.07 31.30	(8) 1:32.52 32.45	2:04.98	4.05

Legend:

AR American Record **CR** Championship Record **R.T.** Reaction Time **US** US Open Record
WR World Record

Official Timekeeping by Omega





2020 U.S. Olympic Team Trials - Wave I

Omaha

June 4 - 7

Event 110 5 JUN 2021 - 7:15 PM

Men's 200m Freestyle

Final

Results

Event Number 10

	Record	Splits			Name	NAT Code	Location	Date
WR	1:42.00	24.23	50.12	1:16.30	BIEDERMANN Paul	GER	Rome (ITA)	28 JUL 2009
AR	1:42.96	24.31	50.29	1:16.84	PHELPS Michael	USA	Beijing (CHN)	12 AUG 2008
US	1:44.10	24.89	51.00	1:17.81	PHELPS Michael	USA	Omaha, NE (USA)	1 JUL 2008
CR	1:44.10	24.89	51.00	1:17.81	PHELPS Michael	USA	Omaha, NE (USA)	1 JUL 2008

Final

Rank	Lane	Name	Club Code	R.T.	50m	100m	150m	Time	Time Behind
1	5	GATELY Liam	LOVE	0.68	(1) 26.22	(1) 54.91 28.69	(1) 1:24.59 29.68	1:53.78 29.19	
2	4	HAUSS Graham	CLOV	0.72	(2) 26.46	(2) 55.30 28.84	(2) 1:24.81 29.51	1:54.24 29.43	0.46

Final

Rank	Lane	Name	Club Code	R.T.	50m	100m	150m	Time	Time Behind
1	5	BRESETTE Liam	SUN	0.66	(5) 25.52	(4) 52.94 27.42	(3) 1:21.34 28.40	1:49.22 27.88	
2	6	SAMMON Patrick	AQUASN	0.60	(2) 24.87	(1) 52.41 27.54	(1) 1:20.71 28.30	1:49.30 28.59	0.08
3	1	MILLER Luke	EA	0.62	(4) 25.17	(3) 52.46 27.29	(2) 1:21.05 28.59	1:49.99 28.94	0.77
4	8	PETRIDES Michael	CAL	0.72	(8) 25.92	(6) 53.57 27.65	(5) 1:21.90 28.33	1:50.68 28.78	1.46
5	4	JACKSON Will	TNAQ	0.67	(1) 24.74	(2) 52.43 27.69	(4) 1:21.79 29.36	1:51.76 29.97	2.54
6	3	WATERS Ryan	NAVY	0.69	(6) 25.65	(7) 53.74 28.09	(6) 1:22.88 29.14	1:52.00 29.12	2.78
7	2	WRIGHT Jack	UVA	0.70	(7) 25.74	(8) 53.76 28.02	(7) 1:22.93 29.17	1:52.09 29.16	2.87
8	7	ZHANG Wen	AFA	0.66	(3) 25.12	(5) 53.14 28.02	(8) 1:22.97 29.83	1:53.65 30.68	4.43

Legend:

AR American Record **CR** Championship Record **R.T.** Reaction Time **US** US Open Record
WR World Record

Official Timekeeping by Omega





2020 U.S. Olympic Team Trials - Wave I

Omaha

June 4 - 7

Event 111 5 JUN 2021 - 7:28 PM

Women's 100m Breaststroke

Final

Results

Event Number 11

	Record	Split	Name	NAT Code	Location	Date
WR	1:04.13	29.80	KING Lilly	USA	Budapest (HUN)	25 JUL 2017
AR	1:04.13	29.80	KING Lilly	USA	Budapest (HUN)	25 JUL 2017
US	1:04.45	29.80	HARDY Jessica	USA	Federal Way, WA (USA)	7 AUG 2009
CR	1:04.95		KING Lilly	USA	Indianapolis, IN (USA)	30 JUN 2017

Final

Rank	Lane	Name	Club Code	R.T.	50m	Time	Time Behind
1	7	HENRY Alicia	DYNA	0.63	(4) 33.18	1:10.04 36.86	
2	4	PAPANICHOLAS Maggie	PX3	0.69	(5) 33.21	1:10.76 37.55	0.72
3	5	HERSCU Abigail	LAC-PC	0.68	(6) 33.31	1:10.83 37.52	0.79
4	3	PERTTULA Andrea	HRA	0.75	(1) 32.85	1:10.96 38.11	0.92
5	8	JEW Ellie	IA	0.68	(2) 32.98	1:10.97 37.99	0.93
6	2	STRATHMAN Madison	TST	0.67	(7) 33.66	1:11.61 37.95	1.57
7	6	GEBEL Alex	TNAQ	0.65	(3) 33.13	1:11.85 38.72	1.81
8	1	SMITHBAKER Meredith	VOTX	0.68	(8) 33.83	1:12.64 38.81	2.60

Final

Rank	Lane	Name	Club Code	R.T.	50m	Time	Time Behind
1	3	MACCAUSLAND Heather	NCS	0.67	(2) 32.33	1:08.27 35.94	
2	5	SKIRBOLL Zoe	RXA	0.67	(3) 32.86	1:09.32 36.46	1.05
3	4	VEREB Joelle	VT	0.63	(1) 32.16	1:10.01 37.85	1.74
4	6	GRABENHORST Taylor	BD	0.66	(4) 33.13	1:10.64 37.51	2.37
5	2	STEWART Kate	KANS	0.65	(8) 33.55	1:10.71 37.16	2.44
6	8	FOLEY Sally	DUKE	0.71	(7) 33.43	1:10.82 37.39	2.55
7	7	POWERS Kylie	TAMU	0.74	(6) 33.42	1:11.23 37.81	2.96
8	1	HAMBLIN Kaylee	MSA-NC	0.75	(5) 33.30	1:11.93 38.63	3.66

Legend:

AR American Record **CR** Championship Record **R.T.** Reaction Time **US** US Open Record
WR World Record

Official Timekeeping by Omega





2020 U.S. Olympic Team Trials - Wave I

Omaha

June 4 - 7

Event 112 5 JUN 2021 - 7:39 PM

Men's 100m Breaststroke

Final

Results

Event Number 12

	Record	Split	Name	NAT Code	Location	Date
WR	56.88	26.63	PEATY Adam	GBR	Gwangju (KOR)	21 JUL 2019
AR	58.64	27.41	CORDES Kevin	USA	Budapest (HUN)	23 JUL 2017
US	58.67	27.32	ANDREW Michael	USA	Indianapolis, IN (USA)	13 MAY 2021
CR	58.74	27.32	CORDES Kevin	USA	Indianapolis, IN (USA)	30 JUN 2017

Final

Rank	Lane	Name	Club Code	R.T.	50m	Time	Time Behind
1	6	MORANETZ Jack	NCS	0.61	(1) 28.99	1:02.13 33.14	
2	8	DEWITT Tristan	ISC	0.61	(3) 29.18	1:02.21 33.03	0.08
3	7	BETHEL Henry	CCAC	0.62	(8) 29.56	1:02.23 32.67	0.10
4	4	DILLARD Jarel	TNAQ	0.61	(2) 29.13	1:02.38 33.25	0.25
5	2	BABINEC Ty	AU	0.61	(5) 29.33	1:02.62 33.29	0.49
6	1	KELLY Jack	EAST	0.74	(6) 29.37	1:03.06 33.69	0.93
7	5	KREILEY Aidan	UOFL	0.67	(4) 29.27	1:03.16 33.89	1.03
8	3	MILLER Collin	UN-WI	0.68	(7) 29.43	1:03.19 33.76	1.06

Final

Rank	Lane	Name	Club Code	R.T.	50m	Time	Time Behind
1	3	FAN Zhier	MTRO	0.59	(2) 28.97	1:01.74 32.77	
2	4	MIKUTA Reid	AU	0.67	(5) 29.31	1:01.88 32.57	0.14
3	1	BARR Luke	ISWM	0.64	(3) 28.98	1:02.41 33.43	0.67
4	2	LAU Corey	UN-NJ	0.59	(8) 29.73	1:02.58 32.85	0.84
5	5	FOUTS Eli	WA	0.64	(1) 28.56	1:02.65 34.09	0.91
6	7	FRICK Jakob	NCAP	0.64	(6) 29.48	1:02.68 33.20	0.94
7	6	MASSEY Luke	UN-SC	0.59	(4) 29.08	1:02.85 33.77	1.11
8	8	BALL Jake	TANK	0.71	(7) 29.70	1:03.07 33.37	1.33

Legend:

AR American Record **CR** Championship Record **R.T.** Reaction Time **US** US Open Record
WR World Record

Official Timekeeping by Omega





2020 U.S. Olympic Team Trials - Wave I

Omaha

June 4 - 7

Event 113 5 JUN 2021 - 7:51 PM

Women's 400m Individual Medley

Final

Results

Event Number 13

	Record	Splits	Name	NAT Code	Location	Date
WR	4:26.36	1:00.91 2:08.39 3:24.50	HOSSZU Katinka	HUN	Rio de Janeiro (BRA)	6 AUG 2016
AR	4:31.12	1:03.69 2:13.33 3:28.65	HOFF Katie	USA	Omaha, NE (USA)	29 JUN 2008
US	4:31.07	1:01.99 2:10.88 3:29.25	HOSSZU Katinka	HUN	Santa Clara (USA)	19 JUN 2015
CR	4:31.12	1:03.69 2:13.33 3:28.65	HOFF Katie	USA	Omaha, NE (USA)	29 JUN 2008

Final

Rank	Lane	Name	Club Code	R.T.	Time	Time Behind
1	6	HAN Kayla	RMDA	0.66	4:51.08	
50m (4) 31.17	100m (4) 1:06.58 35.41	150m (4) 1:45.16 38.58	200m (3) 2:22.16 37.00	250m (4) 3:03.89 41.73	300m (4) 3:46.53 42.64	350m (4) 4:19.47 32.94
2	5	RANKIN Mia	PSC	0.72	4:51.13	0.05
50m (=5) 31.42	100m (6) 1:07.23 35.81	150m (5) 1:45.32 38.09	200m (4) 2:23.06 37.74	250m (3) 3:03.56 40.50	300m (2) 3:44.40 40.84	350m (2) 4:18.24 33.84
3	4	KASTIGAR Hannah	PSC	0.72	4:51.28	0.20
50m (2) 30.52	100m (2) 1:04.93 34.41	150m (1) 1:42.06 37.13	200m (1) 2:18.39 36.33	250m (1) 3:00.03 41.64	300m (1) 3:42.69 42.66	350m (1) 4:17.82 35.13
4	7	SUN Eleanor	NCAP	0.71	4:52.12	1.04
50m (1) 29.87	100m (1) 1:04.28 34.41	150m (2) 1:42.88 38.60	200m (2) 2:20.28 37.40	250m (2) 3:02.15 41.87	300m (3) 3:44.50 42.35	350m (3) 4:18.91 34.41
5	3	TONEY Camryn	TAMU	0.68	4:54.47	3.39
50m (3) 31.04	100m (3) 1:06.02 34.98	150m (3) 1:44.92 38.90	200m (5) 2:23.20 38.28	250m (5) 3:04.84 41.64	300m (5) 3:47.29 42.45	350m (5) 4:21.03 33.74
6	2	HURT Colby	AU	0.68	4:57.29	6.21
50m (=5) 31.42	100m (5) 1:06.74 35.32	150m (6) 1:46.23 39.49	200m (6) 2:24.78 38.55	250m (6) 3:06.44 41.66	300m (6) 3:49.17 42.73	350m (6) 4:23.42 34.25

Final

Rank	Lane	Name	Club Code	R.T.	Time	Time Behind
1	7	McCARVILLE Kate	SPA	0.66	4:47.15	
50m (2) 29.63	100m (1) 1:02.84 33.21	150m (1) 1:40.46 37.62	200m (1) 2:16.84 36.38	250m (1) 2:59.16 42.32	300m (1) 3:41.83 42.67	350m (1) 4:14.95 33.12
2	5	TRACE Katie	OSU	0.64	4:48.76	1.61
50m (1) 29.51	100m (2) 1:02.96 33.45	150m (2) 1:41.45 38.49	200m (2) 2:18.03 36.58	250m (2) 3:00.99 42.96	300m (2) 3:43.87 42.88	350m (2) 4:16.77 32.90
3	4	McCARTHY Katie	EDI	0.71	4:50.72	3.57
50m (5) 30.25	100m (6) 1:05.54 35.29	150m (4) 1:43.05 37.51	200m (3) 2:19.27 36.22	250m (3) 3:02.66 43.39	300m (6) 3:46.53 43.87	350m (4) 4:19.07 32.54
4	8	MACEACHERN Paige	PCS	0.73	4:50.85	3.70
50m (8) 30.99	100m (5) 1:05.40 34.41	150m (6) 1:43.50 38.10	200m (4) 2:20.53 37.03	250m (4) 3:02.72 42.19	300m (3) 3:44.85 42.13	350m (3) 4:18.81 33.96
5	6	CAVANAGH Erin	JW	0.73	4:52.77	5.62
50m (7) 30.88	100m (8) 1:05.77 34.89	150m (8) 1:44.41 38.64	200m (8) 2:22.26 37.85	250m (8) 3:04.86 42.60	300m (8) 3:48.39 43.53	350m (7) 4:21.13 32.74
6	2	OWNBEY Hannah	AU	0.64	4:53.34	6.19
50m (4) 29.99	100m (4) 1:04.52 34.53	150m (5) 1:43.27 38.75	200m (6) 2:21.42 38.15	250m (6) 3:03.09 41.67	300m (5) 3:45.40 42.31	350m (5) 4:20.33 34.93
7	1	MORGAN Michelle	PS	0.71	4:54.59	7.44
50m (6) 30.64	100m (7) 1:05.55 34.91	150m (7) 1:44.04 38.49	200m (7) 2:21.58 37.54	250m (7) 3:04.76 43.18	300m (7) 3:48.30 43.54	350m (8) 4:21.78 33.48
8	3	McENROE Annika	YSSC	0.70	4:54.85	7.70
50m (3) 29.78	100m (3) 1:04.43 34.65	150m (3) 1:42.88 38.45	200m (5) 2:20.77 37.89	250m (5) 3:02.89 42.12	300m (4) 3:45.39 42.50	350m (6) 4:20.57 35.18

Legend:

=	Equal rank	AR	American Record	CR	Championship Record	R.T.	Reaction Time
US	US Open Record	WR	World Record				

Official Timekeeping by Omega





2020 U.S. Olympic Team Trials - Wave I

Omaha

June 4 - 7

Event 114 5 JUN 2021 - 8:11 PM

Men's 400m Individual Medley

Final

Results

Event Number 14

	Record	Splits	Name	NAT Code	Location	Date
WR	4:03.84	54.92 1:56.49	3:07.05 PHELPS Michael	USA	Beijing (CHN)	10 AUG 2008
AR	4:03.84	54.92 1:56.49	3:07.05 PHELPS Michael	USA	Beijing (CHN)	10 AUG 2008
US	4:05.25	55.38 1:57.32	3:08.45 PHELPS Michael	USA	Omaha, NE (USA)	29 JUN 2008
CR	4:05.25	55.38 1:57.32	3:08.45 PHELPS Michael	USA	Omaha, NE (USA)	29 JUN 2008

Final

Rank	Lane	Name	Club Code	R.T.	Time	Time Behind	
1	5	KEIL Kevin	MAC-OR	0.72	4:28.45		
50m (=4) 28.62	100m (5) 1:01.04 32.42	150m (3) 1:36.08 35.04	200m (2) 2:10.11 34.03	250m (2) 2:48.47 38.36	300m (2) 3:26.62 38.15	350m (1) 3:58.08 31.46	30.37
2	2	KAMPS Will	ACAD	0.71	4:28.49	0.04	
50m (1) 27.61	100m (1) 59.36 31.75	150m (2) 1:35.39 36.03	200m (3) 2:10.67 35.28	250m (3) 2:49.29 38.62	300m (4) 3:28.30 39.01	350m (3) 3:59.38 31.08	29.11
3	4	BRETZMANN Peter	NCAC	0.72	4:28.54	0.09	
50m (2) 28.35	100m (3) 1:00.72 32.37	150m (6) 1:37.22 36.50	200m (6) 2:12.68 35.46	250m (4) 2:49.37 36.69	300m (1) 3:26.23 36.86	350m (2) 3:58.28 32.05	30.26
4	6	JONES Jed Michael	MTRO	0.66	4:30.21	1.76	
50m (6) 28.73	100m (2) 1:00.12 31.39	150m (1) 1:34.76 34.64	200m (1) 2:09.12 34.36	250m (1) 2:47.76 38.64	300m (3) 3:27.14 39.38	350m (4) 3:59.82 32.68	30.39
5	3	VANDEUSEN Jack	BSS	0.70	4:32.90	4.45	
50m (=4) 28.62	100m (6) 1:01.19 32.57	150m (5) 1:37.17 35.98	200m (5) 2:11.79 34.62	250m (6) 2:51.39 39.60	300m (6) 3:31.20 39.81	350m (5) 4:02.30 31.10	30.60
6	7	EDWARDS Davis	WAVE	0.69	4:32.98	4.53	
50m (3) 28.47	100m (4) 1:00.84 32.37	150m (4) 1:36.37 35.53	200m (4) 2:11.42 35.05	250m (5) 2:50.97 39.55	300m (5) 3:30.29 39.32	350m (6) 4:02.43 32.14	30.55

Final

Rank	Lane	Name	Club Code	R.T.	Time	Time Behind	
1	6	KOPP Tyler	KATY	0.64	4:21.20		
50m (3) 27.58	100m (1) 58.07 30.49	150m (2) 1:31.93 33.86	200m (2) 2:04.67 32.74	250m (1) 2:41.75 37.08	300m (1) 3:18.85 37.10	350m (1) 3:50.53 31.68	30.67
2	8	PONSLER Kyle	FASTIN	0.71	4:22.23	1.03	
50m (2) 27.54	100m (4) 59.15 31.61	150m (1) 1:31.62 32.47	200m (1) 2:03.90 32.28	250m (2) 2:42.23 38.33	300m (2) 3:20.84 38.61	350m (2) 3:52.32 31.48	29.91
3	3	FALCON Dominic	UCSB	0.61	4:24.46	3.26	
50m (1) 27.53	100m (2) 58.90 31.37	150m (3) 1:33.23 34.33	200m (3) 2:06.89 33.66	250m (3) 2:44.98 38.09	300m (3) 3:23.76 38.78	350m (3) 3:55.14 31.38	29.32
4	2	BAKER Jay	NCAC	0.68	4:27.25	6.05	
50m (5) 27.80	100m (6) 59.82 32.02	150m (6) 1:35.01 35.19	200m (5) 2:08.86 33.85	250m (5) 2:46.54 37.68	300m (4) 3:24.74 38.20	350m (4) 3:56.38 31.64	30.87
5	1	KING Ryan	NU	0.73	4:27.36	6.16	
50m (4) 27.64	100m (3) 59.07 31.43	150m (4) 1:33.37 34.30	200m (4) 2:07.02 33.65	250m (4) 2:45.95 38.93	300m (5) 3:25.63 39.68	350m (5) 3:56.88 31.25	30.48
6	7	RATHLE Jacques	CRAW	0.71	4:29.92	8.72	
50m (6) 27.81	100m (5) 59.38 31.57	150m (5) 1:34.65 35.27	200m (6) 2:09.04 34.39	250m (6) 2:46.91 37.87	300m (6) 3:26.17 39.26	350m (6) 3:58.23 32.06	31.69
4	NAJERA Humberto		MVN			DSQ	
5	GUSEV Alexander		SYS-FL			DSQ	

Legend:

=	Equal rank	AR	American Record	CR	Championship Record	DSQ	Disqualified
R.T.	Reaction Time	US	US Open Record	WR	World Record		

Official Timekeeping by Omega





2020 U.S. Olympic Team Trials - Wave I

Omaha

June 4 - 7

Event 15

6 JUN 2021 - 10:00 AM

Women's 400m Freestyle

Heats

Results Summary

Event Number 15

	Record	Splits		Name	NAT Code	Location	Date
WR	3:56.46	57.05	1:57.11	2:57.62	LEDECKY Katie	USA	Rio de Janeiro (BRA) 7 AUG 2016
AR	3:56.46	57.05	1:57.11	2:57.62	LEDECKY Katie	USA	Rio (BRA) 7 AUG 2016
US	3:57.94	57.07	1:57.70	2:58.15	LEDECKY Katie	USA	Indianapolis, IN (USA) 17 MAY 2018
CR	3:58.44				LEDECKY Katie	USA	Indianapolis, IN (USA) 30 JUN 2017

Rank	Heat	Lane	Name	Club Code	Year of Birth	R.T.	Time	Time Behind
1	2	2	SAUICKIE Addie	SYS-FL	◆ 2006	0.72	4:15.96	A
	50m 29.55	100m 1:01.78	150m 1:34.14	200m 2:06.33	250m 2:38.34	300m 3:10.72	350m 3:43.31	
		32.23	32.36	32.19	32.01	32.38	32.59	32.65
2	2	1	TAFUTO Sally	OSU	2000	0.73	4:16.77	0.81 A
	50m 30.11	100m 1:02.00	150m 1:34.63	200m 2:07.42	250m 2:40.02	300m 3:12.98	350m 3:44.95	
		31.89	32.63	32.79	32.60	32.96	31.97	31.82
3	2	4	RAUSCH Malia	ASC-ST	2003	0.68	4:17.26	1.30 A
	50m 28.92	100m 1:01.17	150m 1:33.92	200m 2:07.08	250m 2:39.71	300m 3:12.62	350m 3:45.30	
		32.25	32.75	33.16	32.63	32.91	32.68	31.96
4	2	7	McCULLOH Abigail	SA-GA	2002	0.73	4:17.97	2.01 A
	50m 30.08	100m 1:02.05	150m 1:34.72	200m 2:07.50	250m 2:40.42	300m 3:13.43	350m 3:46.20	
		31.97	32.67	32.78	32.92	33.01	32.77	31.77
5	1	6	SMUTNY Mary	SOFL	2000	0.61	4:18.35	2.39 A
	50m 30.19	100m 1:02.52	150m 1:35.30	200m 2:08.24	250m 2:41.10	300m 3:13.81	350m 3:46.38	
		32.33	32.78	32.94	32.86	32.71	32.57	31.97
6	3	3	BARCZYK Jillian	COLA	2001	0.74	4:18.36	2.40 A
	50m 30.02	100m 1:02.44	150m 1:35.40	200m 2:08.44	250m 2:41.01	300m 3:13.84	350m 3:46.05	
		32.42	32.96	33.04	32.57	32.83	32.21	32.31
7	1	3	DIMECO Sarah	CAL	2000	0.71	4:18.61	2.65 A
	50m 29.61	100m 1:02.01	150m 1:34.72	200m 2:07.69	250m 2:40.62	300m 3:13.64	350m 3:46.62	
		32.40	32.71	32.97	32.93	33.02	32.98	31.99
8	2	3	ROGHAIR Aurora	IFLY	2003	0.79	4:18.77	2.81 A
	50m 29.20	100m 1:01.50	150m 1:34.32	200m 2:07.33	250m 2:40.20	300m 3:13.31	350m 3:45.98	
		32.30	32.82	33.01	32.87	33.11	32.67	32.79
9	1	5	FYE Nicole	OSU	1998	0.65	4:18.95	2.99 B
	50m 30.06	100m 1:02.13	150m 1:34.72	200m 2:07.62	250m 2:40.46	300m 3:13.37	350m 3:46.35	
		32.07	32.59	32.90	32.84	32.91	32.98	32.60
10	3	1	BRAUN Elle	WA	2001	0.82	4:19.02	3.06 B
	50m 29.93	100m 1:02.41	150m 1:35.31	200m 2:08.29	250m 2:40.93	300m 3:14.03	350m 3:46.66	
		32.48	32.90	32.98	32.64	33.10	32.63	32.36
11	2	8	GROYSMAN Yulia	NU	2001	0.60	4:19.45	3.49 B
	50m 29.90	100m 1:02.22	150m 1:35.28	200m 2:08.37	250m 2:41.26	300m 3:14.36	350m 3:47.29	
		32.32	33.06	33.09	32.89	33.10	32.93	32.16
12	2	6	HAEBIG Autumn	HUSK	1998	0.75	4:19.63	3.67 B
	50m 30.41	100m 1:03.02	150m 1:36.13	200m 2:08.71	250m 2:41.84	300m 3:14.19	350m 3:47.29	
		32.61	33.11	32.58	33.13	32.35	33.10	32.34
13	3	2	ECKER Emily	WA	2002	0.69	4:20.87	4.91 B
	50m 30.32	100m 1:02.73	150m 1:35.33	200m 2:08.35	250m 2:41.35	300m 3:14.77	350m 3:48.10	
		32.41	32.60	33.02	33.00	33.42	33.33	32.77
14	3	4	MARQUARDT Ellie	TAC-NC	2001	0.73	4:20.96	5.00 B
	50m 29.76	100m 1:02.12	150m 1:35.03	200m 2:08.13	250m 2:41.28	300m 3:14.56	350m 3:48.09	
		32.36	32.91	33.10	33.15	33.28	33.53	32.87
15	3	6	MILLER Hayden	CFSC	◆ 2004	0.78	4:22.62	6.66 B
	50m 30.63	100m 1:03.35	150m 1:37.17	200m 2:10.55	250m 2:43.89	300m 3:17.32	350m 3:50.65	
		32.72	33.82	33.38	33.34	33.43	33.33	31.97
16	3	5	CARDWELL Summer	TBAC	◆ 2004	0.79	4:22.89	6.93 B
	50m 29.40	100m 1:01.77	150m 1:35.16	200m 2:08.59	250m 2:42.55	300m 3:16.69	350m 3:50.86	
		32.37	33.39	33.43	33.96	34.14	34.17	32.03
17	2	5	MATTES Michaela	SYS-FL	◆ 2005	0.77	4:27.91	11.95 R
	50m 29.84	100m 1:01.95	150m 1:34.89	200m 2:08.37	250m 2:42.18	300m 3:16.74	350m 3:51.85	
		32.11	32.94	33.48	33.81	34.56	35.11	36.06

Official Timekeeping by Omega





2020 U.S. Olympic Team Trials - Wave I

Omaha

June 4 - 7

Event 15

6 JUN 2021 - 10:00 AM

Women's 400m Freestyle

Heats

Results Summary

Event Number 15

Rank	Heat	Lane	Name	Club Code	Year of Birth	R.T.	Time	Time Behind
18	3	8	SMITH Addison	UNC	2001	0.67	4:27.93	11.97 R
	50m 30.28	100m 1:03.24	150m 1:36.74	200m 2:10.68	250m 2:43.88	300m 3:18.00	350m 3:52.97	
		32.96	33.50	33.94	33.20	34.12	34.97	34.96
19	3	7	FREEMAN Chloe	BYU	2002	0.63	4:41.09	25.13
	50m 30.29	100m 1:03.15	150m 1:37.18	200m 2:12.28	250m 2:49.02	300m 3:26.01	350m 4:04.06	
		32.86	34.03	35.10	36.74	36.99	38.05	37.03
20	1	4	DOSS Abby	GSVY	2001	0.74	4:43.02	27.06
	50m 31.13	100m 1:05.22	150m 1:40.21	200m 2:16.35	250m 2:52.83	300m 3:29.71	350m 4:06.60	
		34.09	34.99	36.14	36.48	36.88	36.89	36.42

Legend:	A Qualified for final A	AR American Record	B Qualified for final B	CR Championship Record
R Reserve swimmer	R.T. Reaction Time	US US Open Record	WR World Record	
♦ Junior swimmer				

Official Timekeeping by Omega





2020 U.S. Olympic Team Trials - Wave I

Omaha

June 4 - 7

Event 16

6 JUN 2021 - 10:18 AM

Men's 400m Freestyle

Heats

Results Summary

Event Number 16

	Record	Splits	Name	NAT Code	Location	Date
WR	3:40.07	54.42 1:51.02 2:47.17	BIEDERMANN Paul	GER	Rome (ITA)	26 JUL 2009
AR	3:42.78	54.86 1:51.91 2:48.07	JENSEN Larsen	USA	Beijing (CHN)	10 AUG 2008
US	3:43.53	54.67 1:51.14 2:47.52	JENSEN Larsen	USA	Omaha, NE (USA)	29 JUN 2008
CR	3:43.53	54.67 1:51.14 2:47.52	JENSEN Larsen	USA	Omaha, NE (USA)	29 JUN 2008

Rank	Heat	Lane	Name	Club Code	Year of Birth	R.T.	Time	Time Behind
1	4	6	KURAKIN Ivan	TAC-SI	1999	0.71	3:57.88	A
	50m 26.72	100m 56.07	150m 1:26.10	200m 1:56.40	250m 2:27.08	300m 2:57.37	350m 3:28.10	
		29.35	30.03	30.30	30.68	30.29	29.78	
2	4	1	WILTSEY Curtis	NCS	1999	0.66	3:57.91	0.03 A
	50m 27.98	100m 57.74	150m 1:27.85	200m 1:57.92	250m 2:27.59	300m 2:57.89	350m 3:28.23	
		29.76	30.11	30.07	29.67	30.30	30.34	29.68
3	3	8	WAKELAND Clark	UN-GA	2000	0.67	3:58.30	0.42 A
	50m 28.30	100m 58.69	150m 1:29.04	200m 1:58.94	250m 2:28.69	300m 2:58.83	350m 3:28.85	
		30.39	30.35	29.90	29.75	30.14	30.02	29.45
4	1	3	HADLEY Griffin	CSC	2002	0.71	3:58.32	0.44 A
	50m 26.98	100m 56.30	150m 1:25.90	200m 1:56.10	250m 2:26.58	300m 2:57.46	350m 3:28.38	
		29.32	29.60	30.20	30.48	30.88	30.92	29.94
5	2	2	MAURER Rex	ROSE	♦ 2004	0.70	3:58.48	0.60 A
	50m 27.32	100m 57.25	150m 1:27.25	200m 1:57.75	250m 2:28.14	300m 2:58.35	350m 3:28.90	
		29.93	30.00	30.50	30.39	30.21	30.55	29.58
6	3	1	HUTCHINSON Liam	IA	2001	0.64	3:59.29	1.41 A
	50m 27.72	100m 57.73	150m 1:28.28	200m 1:59.10	250m 2:29.44	300m 2:59.77	350m 3:30.05	
		30.01	30.55	30.82	30.34	30.33	30.28	29.24
7	2	3	DUBOIS Jack	UMIZ	1999	0.70	3:59.35	1.47 A
	50m 27.81	100m 57.33	150m 1:27.46	200m 1:57.84	250m 2:28.38	300m 2:59.05	350m 3:29.51	
		29.52	30.13	30.38	30.54	30.67	30.46	29.84
8	2	7	BARRIEAULT Brice	SAND	♦ 2003	0.60	3:59.63	1.75 A
	50m 26.88	100m 56.09	150m 1:26.81	200m 1:57.37	250m 2:28.42	300m 2:59.14	350m 3:30.52	
		29.21	30.72	30.56	31.05	30.72	31.38	29.11
9	4	2	MATEJKA Andrew	ALTO	2000	0.75	3:59.67	1.79 B
	50m 27.16	100m 56.74	150m 1:26.84	200m 1:57.38	250m 2:27.45	300m 2:57.76	350m 3:28.75	
		29.58	30.10	30.54	30.07	30.31	30.99	30.92
10	2	4	SHOYAT Eli	CLPR	♦ 2003	0.66	4:00.44	2.56 B
	50m 27.71	100m 58.06	150m 1:28.79	200m 1:59.98	250m 2:29.33	300m 2:59.40	350m 3:29.62	
		30.35	30.73	31.19	29.35	30.07	30.22	30.82
11	4	5	DUNWORTH Jack	NAVY	1999	0.67	4:00.49	2.61 B
	50m 27.11	100m 56.66	150m 1:26.78	200m 1:57.00	250m 2:27.64	300m 2:58.67	350m 3:29.59	
		29.55	30.12	30.22	30.64	31.03	30.92	30.90
12	3	6	TANNENBERGER Matthew	SSAN	2002	0.75	4:00.70	2.82 B
	50m 27.93	100m 58.51	150m 1:29.14	200m 1:59.87	250m 2:30.41	300m 3:01.02	350m 3:31.45	
		30.58	30.63	30.73	30.54	30.61	30.43	29.25
13	4	4	BRESETTE Liam	SUN	1999	0.65	4:00.97	3.09 B
	50m 26.96	100m 56.44	150m 1:26.33	200m 1:56.86	250m 2:27.55	300m 2:58.70	350m 3:29.63	
		29.48	29.89	30.53	30.69	31.15	30.93	31.34
14	1	5	KOHM Zach	PWAC	2002	0.60	4:02.41	4.53 B
	50m 27.28	100m 56.78	150m 1:27.18	200m 1:57.51	250m 2:28.70	300m 3:00.01	350m 3:31.40	
		29.50	30.40	30.33	31.19	31.31	31.39	31.01
15	4	3	MARGARINO Dominic	TASC	2000	0.64	4:03.25	5.37 B
	50m 26.81	100m 56.63	150m 1:26.79	200m 1:57.12	250m 2:27.87	300m 2:58.52	350m 3:30.54	
		29.82	30.16	30.33	30.75	30.65	32.02	32.71
16	3	2	KAMPS Will	ACAD	2000	0.71	4:03.40	5.52 B
	50m 27.68	100m 57.87	150m 1:28.39	200m 1:59.58	250m 2:30.82	300m 3:02.33	350m 3:33.41	
		30.19	30.52	31.19	31.24	31.51	31.08	29.99
17	2	6	WRIGHT Jack	UVA	2000	0.69	4:03.64	5.76 R
	50m 27.18	100m 57.60	150m 1:28.61	200m 2:00.01	250m 2:30.69	300m 3:02.30	350m 3:33.66	
		30.42	31.01	31.40	30.68	31.61	31.36	29.98

Official Timekeeping by Omega





2020 U.S. Olympic Team Trials - Wave I

Omaha

June 4 - 7

Event 16

6 JUN 2021 - 10:18 AM

Men's 400m Freestyle

Heats

Results Summary

Event Number 16

Rank	Heat	Lane	Name	Club Code	Year of Birth	R.T.	Time	Time Behind
18	3	3	McDONALD Jacob	TNAQ	2002	0.61	4:03.85	5.97 R
			50m 27.15					
			100m 57.17					
			150m 1:27.26					
			200m 1:57.82					
			250m 2:28.44					
			300m 3:00.21					
			350m 3:32.50					
			30.02					31.35
			30.09					
			30.56					
			30.62					
			31.77					
			32.29					
			31.35					
19	1	4	KELLEY Cameron	LMST	1998	0.68	4:04.53	6.65
			50m 27.67					
			100m 57.21					
			150m 1:27.33					
			200m 1:58.32					
			250m 2:29.17					
			300m 3:00.84					
			350m 3:33.01					
			29.54					31.52
			30.12					
			30.99					
			30.85					
			31.67					
			32.17					
			31.52					
20	3	7	FORBES Ben	NU	2001	0.65	4:05.86	7.98
			50m 28.44					
			100m 59.18					
			150m 1:30.00					
			200m 2:00.66					
			250m 2:31.29					
			300m 3:01.85					
			350m 3:33.84					
			30.74					32.02
			30.82					
			30.66					
			30.63					
			30.56					
			31.99					
			32.02					
21	4	7	PETRIDES Michael	CAL	2000	0.73	4:08.43	10.55
			50m 28.04					
			100m 57.76					
			150m 1:27.83					
			200m 1:58.59					
			250m 2:30.45					
			300m 3:02.93					
			350m 3:36.07					
			29.72					32.36
			30.07					
			30.76					
			31.86					
			32.48					
			33.14					
			32.36					
22	3	5	GATELY Liam	LOVE	1998	0.69	4:08.51	10.63
			50m 27.86					
			100m 58.87					
			150m 1:30.26					
			200m 2:02.09					
			250m 2:33.97					
			300m 3:05.76					
			350m 3:37.53					
			31.01					30.98
			31.39					
			31.83					
			31.88					
			31.79					
			31.77					
			30.98					
23	3	4	KAO Owen	TASC	2000	0.63	4:10.40	12.52
			50m 27.69					
			100m 57.81					
			150m 1:28.74					
			200m 2:00.25					
			250m 2:31.96					
			300m 3:04.69					
			350m 3:37.14					
			30.12					33.26
			30.93					
			31.51					
			31.71					
			32.73					
			32.45					
			33.26					
24	2	5	WROBLEWSKI Josh	LOVE	1999	0.62	4:22.55	24.67
			50m 27.51					
			100m 58.35					
			150m 1:30.50					
			200m 2:04.09					
			250m 2:38.19					
			300m 3:13.14					
			350m 3:48.02					
			30.84					34.53
			32.15					
			33.59					
			34.10					
			34.95					
			34.88					
			34.53					
	4	8	MIRANDA Max	IA	1999		DNS	

Legend:							
A	Qualified for final A	AR	American Record	B	Qualified for final B	CR	Championship Record
DNS	Did Not Start	R	Reserve	R.T.	Reaction Time	US	US Open Record
WR	World Record	♦	Junior swimmer				

Official Timekeeping by Omega





2020 U.S. Olympic Team Trials - Wave I

Omaha

June 4 - 7

Event 17

6 JUN 2021 - 10:41 AM

Women's 100m Butterfly

Heats

Results Summary

Event Number 17

	Record	Split	Name	NAT Code	Location	Date
WR	55.48	26.01	SJOESTROEM Sarah	SWE	Rio de Janeiro (BRA)	7 AUG 2016
AR	55.98	26.39	VOLLMER Dana	USA	London (GBR)	29 JUL 2012
US	56.20		CURZAN Claire	USA	Cary, NC (USA)	20 APR 2021
CR	56.42		VOLLMER Dana	USA	Omaha, NE (USA)	25 JUN 2012

Rank	Heat	Lane	Name	Club Code	Year of Birth	R.T.	50m	Time	Time Behind
1	5	5	ROTHROCK Trude	TENN	1999	0.62	27.63	59.64 32.01	A
2	4	4	VENEMA Nikki	TIDEVA	2001	0.75	28.00	59.89 31.89	0.25 A
3	4	8	CUOMO Lexi	UVA	2001	0.70	27.70	1:00.10 32.40	0.46 A
4	2	5	KRAGH Mia	RSD	2003	0.73	28.39	1:00.11 31.72	0.47 A
5	3	4	COOK Lizzy	THSC	2002	0.68	28.58	1:00.35 31.77	0.71 A
6	3	5	DAVIS Grey	CA-Y	◆ 2006	0.65	28.14	1:00.51 32.37	0.87 A
7	4	5	TANKARD Kyleigh	CGBD	◆ 2004	0.70	28.31	1:00.61 32.30	0.97 A
8	2	8	JOHNSON Gigi	SA-GA	◆ 2004	0.66	28.92	1:00.62 31.70	0.98 A
9	3	1	SMITHWICK Heidi	JDST	2003	0.69	28.43	1:00.64 32.21	1.00 B
10	1	7	VANNOTE Ellie	UNC	2001	0.71	28.21	1:00.85 32.64	1.21 B
11	5	2	STICKLEN Emma	KATY	2002	0.70	28.36	1:00.98 32.62	1.34 B
12	4	3	LU Sydney	PLS	◆ 2004	0.65	28.34	1:01.01 32.67	1.37 B
13	3	6	GMELICH Caroline	UVA	1999	0.71	28.91	1:01.02 32.11	1.38 B
14	2	2	HARTMAN Bailey	CROW	◆ 2005	0.72	28.45	1:01.03 32.58	1.39 B
15	1	5	BARGERON Avery	DYNA	2002	0.72	28.83	1:01.04 32.21	1.40 B
16	3	7	D'ARCY Autumn	CSUB	2000	0.70	28.63	1:01.06 32.43	1.42 B
17	4	1	MASSEY Alex	NAC	2001	0.75	28.56	1:01.14 32.58	1.50 R
18	2	6	McCONAGHA Mackenzie	NCAP	2003	0.66	28.41	1:01.15 32.74	1.51 R
19	2	3	ZENICK Katherine	OSU	2001	0.65	28.12	1:01.17 33.05	1.53
20	5	6	TILTMANN Reilly	UVA	2003	0.73	28.91	1:01.26 32.35	1.62
21	1	2	BOEMER Anna	SOLO	◆ 2005	0.62	27.98	1:01.39 33.41	1.75
22	4	2	EISENMANN Kara	TAMU	1998	0.63	28.96	1:01.43 32.47	1.79
23	1	6	SHACKELL Alex	CSC	◆ 2006	0.66	28.38	1:01.48 33.10	1.84
24	3	3	MARTIN Scarlet	IFLY	◆ 2004	0.65	27.79	1:01.67 33.88	2.03

Official Timekeeping by Omega





2020 U.S. Olympic Team Trials - Wave I

Omaha

June 4 - 7

Event 17

6 JUN 2021 - 10:41 AM

Women's 100m Butterfly

Heats

Results Summary

Event Number 17

Rank	Heat	Lane	Name	Club Code	Year of Birth	R.T.	50m	Time	Time Behind
25	1	4	RUSSO Catherine	OSU	2002	0.62	27.84	1:01.70 33.86	2.06
26	5	3	JUMP Mallory	SCST	2001	0.78	28.17	1:01.76 33.59	2.12
27	2	1	TILT Elizabeth	GOLD	◆ 2004	0.74	28.59	1:01.88 33.29	2.24
28	5	8	van BRUNT Gaby	GCAT	◆ 2005	0.69	28.65	1:01.90 33.25	2.26
29	4	6	CARR Abby	RMSC	2003	0.76	28.99	1:02.08 33.09	2.44
30	3	2	GLASS Megan	CW	2001	0.69	28.61	1:02.26 33.65	2.62
31	5	4	SAIZ Hannah	SSTY	1991	0.80	29.93	1:02.27 32.34	2.63
32	2	4	BARON Sam	UCLA	2002	0.66	28.79	1:02.28 33.49	2.64
33	4	7	COLE Emma	UNC	1999	0.76	29.11	1:02.34 33.23	2.70
34	5	1	STOLL Campbell	EBSC	◆ 2005	0.67	28.74	1:02.46 33.72	2.82
35	1	3	BROPHY Morgan	SAC	2003	0.65	28.63	1:02.55 33.92	2.91
36	5	7	BEIL Kenady	FLOR	2001	0.69	29.22	1:02.80 33.58	3.16
37	2	7	ZETTEL Brooke	TAC-NC	2003	0.67	28.50	1:02.96 34.46	3.32
38	3	8	HARRIS Jewels	CTA	1999	0.74	29.58	1:03.32 33.74	3.68

Legend:							
A	Qualified for final A	AR	American Record	B	Qualified for final B	CR	Championship Record
R	Reserve swimmer	R.T.	Reaction Time	US	US Open Record	WR	World Record
◆	Junior swimmer						

Official Timekeeping by Omega





2020 U.S. Olympic Team Trials - Wave I

Omaha

June 4 - 7

Event 18

6 JUN 2021 - 10:54 AM

Men's 100m Butterfly

Heats

Results Summary

Event Number 18

	Record	Split	Name	NAT Code	Location	Date
WR	49.50	22.83	DRESSEL Caeleb	USA	Gwangju (KOR)	26 JUL 2019
AR	49.50	22.83	DRESSEL Caeleb	USA	Gwangju (KOR)	26 JUL 2019
US	50.22	23.83	PHELPS Michael	USA	Indianapolis, IN (USA)	9 JUL 2009
CR	50.22	23.83	PHELPS Michael	USA	Indianapolis, IN (USA)	9 JUL 2009

Rank	Heat	Lane	Name	Club Code	Year of Birth	R.T.	50m	Time	Time Behind
1	3	3	SEQUEIRA Aaron	CM	2001	0.63	24.86	53.11 28.25	A
2	4	5	SLATON Micah	TRI	1997	0.64	25.07	53.28 28.21	0.17 A
3	5	7	HENDERSON Noah	NCS	2001	0.63	24.92	53.55 28.63	0.44 A
4	1	2	BLOEBAUM Carl	RAYS	◆ 2003	0.66	25.01	53.57 28.56	0.46 A
5	4	4	BUREAU Lucas	HOKI	1994	0.69	24.99	53.61 28.62	0.50 A
6	2	8	KEOUGH Patrick	KING	◆ 2003	0.69	25.59	53.82 28.23	0.71 A
7	5	5	ARTMANN Sam	TXLA	2000	0.65	25.29	53.94 28.65	0.83 A
8	4	8	WHELAN Matthew	DUKE	2000	0.62	25.38	53.97 28.59	0.86 A
9	5	2	LEDFOUR Mitchell	TCSC	◆ 2004	0.71	25.27	54.03 28.76	0.92 B
10	1	1	HUANG James	RAC	1999	0.65	25.13	54.12 28.99	1.01 B
=11	4	7	LEE Connor	UN-ST	2001	0.61	24.89	54.14 29.25	1.03 B
=11	5	3	MENDOZA Kevin	IVDA	1996	0.69	25.19	54.14 28.95	1.03 B
13	3	2	STOFFLE Aidan	AU	2000	0.60	24.62	54.20 29.58	1.09 B
14	3	4	TOSH Caleb	UN-FL	1996	0.62	25.42	54.26 28.84	1.15 B
15	5	6	DAILY Spencer	TAC-SI	2000	0.59	24.47	54.31 29.84	1.20 B
16	2	3	STOLLINGS Tim	UN-WV	2000	0.64	24.88	54.38 29.50	1.27 B
17	2	5	REED Grant	UMIZ	1998	0.64	24.73	54.43 29.70	1.32 R
18	2	2	NIXDORF Drew	WA	2001	0.62	25.62	54.49 28.87	1.38 R
19	2	1	DAVIS Isaac	FLOR	2000	0.54	25.15	54.55 29.40	1.44
20	4	3	POELKE Boyd	UNC	2001	0.66	25.28	54.56 29.28	1.45
=21	1	4	HARM Jonah	NAVY	2000	0.63	25.11	54.62 29.51	1.51
=21	3	5	GESSNER Erik	WA	2000	0.71	25.57	54.62 29.05	1.51
23	5	8	BOONE Garrett	MSA-NC	2002	0.60	25.40	54.72 29.32	1.61
24	3	8	SMITH Holden	RPC-KY	◆ 2003	0.61	25.53	54.73 29.20	1.62

Official Timekeeping by Omega





2020 U.S. Olympic Team Trials - Wave I

Omaha

June 4 - 7

Event 18

6 JUN 2021 - 10:54 AM

Men's 100m Butterfly

Heats

Results Summary

Event Number 18

Rank	Heat	Lane	Name	Club Code	Year of Birth	R.T.	50m	Time	Time Behind
25	3	7	JENSEN Matthew	CAL	2001	0.65	25.07	54.76 29.69	1.65
26	1	7	BENSCH Constantin	WA	2001	0.67	25.66	54.79 29.13	1.68
27	5	1	BROWN Jace	TAMU	2000	0.65	25.08	54.91 29.83	1.80
28	4	2	JEKEL Wes	WA	2000	0.70	25.47	54.92 29.45	1.81
29	1	5	WILBURN Cason	IA	2001	0.63	25.56	54.97 29.41	1.86
30	3	6	HAYON Will	MWWM	◆ 2004	0.64	25.31	55.04 29.73	1.93
31	2	6	NIZIOLEK Frank	WA	1999	0.61	25.75	55.15 29.40	2.04
32	2	7	RICHARDSON James	UN-NE	2001	0.65	25.83	55.30 29.47	2.19
33	1	3	FILIPOVIC Alec	SCST	◆ 2003	0.61	25.16	55.46 30.30	2.35
34	5	4	ZARIAN Michael	VS	1998	0.57	25.38	55.65 30.27	2.54
35	4	6	GILLILAN Loren	RA-CC	1998	0.61	25.61	55.67 30.06	2.56
36	1	6	DOHERTY Jack	TRIB	1998	0.67	25.62	55.72 30.10	2.61
37	2	4	MARTIN Alex	UN-NJ	1997	0.69	26.08	57.02 30.94	3.91
38	1	8	SALADIN Tiki	IA	1997	0.67	26.78	57.61 30.83	4.50
39	3	1	SCHWERS Michael	MSU-MI	1998	0.67	26.16	58.43 32.27	5.32
	4	1	EBERLY Nik	AU	2000				

Legend:							
A	Qualified for final A	AR	American Record	B	Qualified for final B	CR	Championship Record
R	Reserve swimmer	R.T.	Reaction Time	US	US Open Record	WR	World Record
◆	Junior swimmer						

Official Timekeeping by Omega





2020 U.S. Olympic Team Trials - Wave I

Omaha

June 4 - 7

Event 19

6 JUN 2021 - 11:07 AM

Women's 200m Backstroke

Heats

Results Summary

Event Number 19

	Record	Splits			Name	NAT Code	Location	Date
WR	2:03.35	29.06	1:00.37	1:31.84	SMITH Regan	USA	Gwangju (KOR)	26 JUL 2019
AR	2:03.35	29.06	1:00.37	1:31.84	SMITH Regan	USA	Gwangju (KOR)	26 JUL 2019
US	2:05.68	29.74	1:01.15	1:33.24	FRANKLIN Missy	USA	Indianapolis, IN (USA)	26 JUN 2013
CR	2:05.68	29.74	1:01.15	1:33.24	FRANKLIN Missy	USA	Indianapolis, IN (USA)	26 JUN 2013

Rank	Heat	Lane	Name	Club Code	Year of Birth	R.T.	50m	100m	150m	Time	Time Behind
1	2	2	STEWART Bayley	UN-CO	1999	0.55	32.14	1:05.71 33.57	1:39.29 33.58	2:13.33 34.04	A
2	3	2	McCOY Taylor	COUG	1999	0.56	31.51	1:05.15 33.64	1:39.46 34.31	2:14.00 34.54	0.67 A
3	1	5	FARRIS Aislin	ABF	◆ 2004	0.62	31.71	1:05.43 33.72	1:39.79 34.36	2:14.10 34.31	0.77 A
4	2	6	GUANCI Margaret	WA	2000	0.58	31.75	1:05.18 33.43	1:39.43 34.25	2:14.15 34.72	0.82 A
5	2	5	BRISON Sophie	DYNA	◆ 2004	0.69	31.64	1:04.89 33.25	1:39.38 34.49	2:14.41 35.03	1.08 A
6	1	2	OGLE Jodi	KYA	2001	0.61	31.61	1:05.34 33.73	1:40.21 34.87	2:14.53 34.32	1.20 A
7	2	3	MURPHY Rosie	SMST	◆ 2004	0.56	31.83	1:05.94 34.11	1:40.73 34.79	2:15.92 35.19	2.59 A
8	3	5	BEHM Annie	JW	2003	0.68	32.18	1:06.46 34.28	1:41.50 35.04	2:16.44 34.94	3.11 A
9	1	6	BUERGER Torie	KYA	2002	0.59	31.43	1:04.77 33.34	1:40.14 35.37	2:16.58 36.44	3.25 B
10	3	7	O'DELL Teagan	NOVACA	◆ 2006	0.69	32.53	1:07.00 34.47	1:42.31 35.31	2:17.22 34.91	3.89 B
11	3	3	REIMER Audrey	UTAH	1999	0.62	31.89	1:06.08 34.19	1:41.59 35.51	2:17.40 35.81	4.07 B
12	3	1	LENIHAN Emily	DUKE	2002	0.66	31.79	1:06.55 34.76	1:42.16 35.61	2:17.72 35.56	4.39 B
13	2	7	McCORMICK Paige	UOFL	2002	0.63	32.53	1:07.10 34.57	1:42.52 35.42	2:17.76 35.24	4.43 B
14	1	3	TUINMAN Sophia	CW	2002	0.62	31.95	1:06.27 34.32	1:42.20 35.93	2:17.82 35.62	4.49 B
15	3	6	STANFIELD Summer	UN-LA	2001	0.52	32.04	1:05.99 33.95	1:40.99 35.00	2:18.54 37.55	5.21 B
16	1	4	RAUCH Katie	ATOM	2002	0.62	32.04	1:06.31 34.27	1:42.72 36.41	2:19.54 36.82	6.21 B
17	2	4	KAUFMANN Noelle	CW	2002	0.60	31.62	1:06.18 34.56	1:42.42 36.24	2:20.45 38.03	7.12 R
18	1	7	McCONAGHA Mackenzie	NCAP	2003	0.58	31.99	1:07.54 35.55	1:44.42 36.88	2:21.02 36.60	7.69 R
	3	4	MORONEY Megan	SAS	1997					DNS	

Legend:	A Qualified for final A	AR American Record	B Qualified for final B	CR Championship Record
DNS Did Not Start	R Reserve	R.T. Reaction Time	US US Open Record	
WR World Record	◆ Junior swimmer			

Official Timekeeping by Omega





2020 U.S. Olympic Team Trials - Wave I

Omaha

June 4 - 7

Event 20

6 JUN 2021 - 11:20 AM

Men's 200m Backstroke

Heats

Results Summary

Event Number 20

	Record	Splits	Name	NAT Code	Location	Date
WR	1:51.92	26.52 54.90 1:23.30	PEIRSOL Aaron	USA	Rome (ITA)	31 JUL 2009
AR	1:51.92	26.52 54.90 1:23.30	PEIRSOL Aaron	USA	Rome (ITA)	31 JUL 2009
US	1:53.08	26.82 55.18 1:24.06	PEIRSOL Aaron	USA	Indianapolis, IN (USA)	11 JUL 2009
CR	1:53.08	26.82 55.18 1:24.06	PEIRSOL Aaron	USA	Indianapolis, IN (USA)	11 JUL 2009

Rank	Heat	Lane	Name	Club Code	Year of Birth	R.T.	50m	100m	150m	Time	Time Behind
1	5	5	MALDARI Caleb	ABF	◆ 2005	0.59	28.37	59.14	1:30.42	2:01.17	A
								30.77	31.28	30.75	
2	4	2	MEFFORD Colby	SMST	2001	0.62	29.33	1:00.27	1:31.21	2:01.62	0.45 A
								30.94	30.94	30.41	
3	3	7	HANNA Blake	CATS	1998	0.56	28.77	59.36	1:30.93	2:01.84	0.67 A
								30.59	31.57	30.91	
4	5	4	STEELE Jacob	ISC	1999	0.54	28.71	59.87	1:31.11	2:02.17	1.00 A
								31.16	31.24	31.06	
5	1	6	GUBENO Hunter	CATS	2002	0.59	28.17	58.08	1:29.93	2:02.28	1.11 A
								29.91	31.85	32.35	
6	5	7	DRIGGERS Landon	RIO	2001	0.59	28.65	1:00.06	1:31.73	2:02.49	1.32 A
								31.41	31.67	30.76	
7	4	6	O'BRIEN Sam	FISH	2002	0.59	28.63	59.25	1:30.41	2:02.52	1.35 A
								30.62	31.16	32.11	
8	5	6	DUNHAM Bradley	SA-GA	2000	0.63	28.48	59.56	1:31.19	2:02.58	1.41 A
								31.08	31.63	31.39	
9	2	6	WALLACE Dominick	NAVY	1999	0.55	29.00	59.69	1:31.13	2:02.59	1.42 B
								30.69	31.44	31.46	
10	3	8	MUELLER Chase	FST	◆ 2004	0.64	28.51	59.38	1:31.03	2:02.64	1.47 B
								30.87	31.65	31.61	
11	3	5	MICELI Mateo	ISWM	2002	0.57	28.80	1:00.67	1:31.91	2:02.84	1.67 B
								31.87	31.24	30.93	
12	4	4	CADIGAN Billy	NAVY	1997	0.58	29.40	1:00.30	1:31.76	2:03.07	1.90 B
								30.90	31.46	31.31	
13	3	6	MAAS Kyle	MLA	1998	0.56	29.19	1:01.08	1:32.61	2:03.44	2.27 B
								31.89	31.53	30.83	
14	2	2	NESTER Jackson	HOKI	2002	0.61	28.87	1:00.06	1:31.62	2:03.52	2.35 B
								31.19	31.56	31.90	
15	2	4	SIMMONS Andrew	DYNA	◆ 2003	0.62	28.81	1:00.18	1:32.18	2:03.54	2.37 B
								31.37	32.00	31.36	
16	2	8	CARBONE Drew	UN-PV	1999	0.62	28.72	59.78	1:31.48	2:03.67	2.50 B
								31.06	31.70	32.19	
17	5	8	KIM Tyler	ARMY	1999	0.60	29.81	1:00.89	1:32.47	2:03.94	2.77 R
								31.08	31.58	31.47	
=18	4	8	KNOP Amadeusz	SYS-FL	◆ 2004	0.60	28.97	1:00.00	1:31.60	2:03.98	2.81 R?
								31.03	31.60	32.38	
=18	5	1	SVENDSEN Hugh	MAC-NC	2001	0.55	28.40	58.97	1:30.64	2:03.98	2.81 R?
								30.57	31.67	33.34	
20	4	3	LIERZ Harrison	TENN	2002	0.63	28.17	58.28	1:30.85	2:04.06	2.89
								30.11	32.57	33.21	
21	3	3	GOGULSKI Ethan	TAMU	2000	0.57	29.25	1:00.34	1:32.89	2:04.15	2.98
								31.09	32.55	31.26	
22	1	2	KWAN Hayden	USC-FL	2002	0.63	29.06	59.88	1:31.97	2:04.37	3.20
								30.82	32.09	32.40	
23	4	7	SWARTWOUT Billy	LIAC	2002	0.62	28.87	59.96	1:32.10	2:04.43	3.26
								31.09	32.14	32.33	
24	1	4	JONES Elliott	AU	2001	0.55	28.53	59.80	1:32.42	2:04.44	3.27
								31.27	32.62	32.02	

Official Timekeeping by Omega





2020 U.S. Olympic Team Trials - Wave I

Omaha

June 4 - 7

Event 20

6 JUN 2021 - 11:20 AM

Men's 200m Backstroke

Heats

Results Summary

Event Number 20

Rank	Heat	Lane	Name	Club Code	Year of Birth	R.T.	50m	100m	150m	Time	Time Behind
25	1	5	van DEUSEN Matt	NCAP	2002	0.56	28.42	59.65	1:31.98	2:04.75	3.58
								31.23	32.33	32.77	
26	4	5	MUSSLER Jackson	LAK	♦ 2003	0.62	29.15	59.98	1:31.36	2:04.89	3.72
								30.83	31.38	33.53	
27	2	7	EWING J T	FISH	♦ 2004	0.54	29.04	1:00.05	1:32.21	2:04.91	3.74
								31.01	32.16	32.70	
28	2	3	KEOGH Evan	SRQ	♦ 2005	0.55	29.18	1:00.11	1:32.13	2:05.13	3.96
								30.93	32.02	33.00	
29	4	1	PONSLER Kyle	FASTIN	♦ 2004	0.56	28.96	1:00.34	1:32.49	2:05.34	4.17
								31.38	32.15	32.85	
30	3	2	STUMP Zach	WAC	♦ 2004	0.62	28.77	1:00.44	1:32.95	2:05.35	4.18
								31.67	32.51	32.40	
31	2	5	RUTBERG Noah	UNC	2002	0.52	28.57	59.33	1:32.25	2:05.80	4.63
								30.76	32.92	33.55	
32	3	4	JANTON Tommy	WESTMA	♦ 2004	0.62	28.81	1:00.27	1:33.45	2:06.49	5.32
								31.46	33.18	33.04	
33	5	3	YOUNG Noah	CS	2000	0.59	29.23	1:01.09	1:33.55	2:06.61	5.44
								31.86	32.46	33.06	
34	5	2	SMITH Lleyton	AU	2001	0.52	28.52	59.96	1:33.07	2:06.62	5.45
								31.44	33.11	33.55	
35	1	3	MASON Nick	CS	2001	0.61	29.28	1:01.11	1:33.77	2:07.46	6.29
								31.83	32.66	33.69	
36	2	1	LICHT Joseph	TBAC	1999	0.63	29.37	1:01.60	1:35.50	2:09.47	8.30
								32.23	33.90	33.97	
37	3	1	SALADIN Tiki	IA	1997	0.60	30.94	1:04.15	1:38.56	2:13.12	11.95
								33.21	34.41	34.56	

Legend:

A	Qualified for final A	AR	American Record	B	Qualified for final B
CR	Championship Record	R	Reserve	R.T.	Reaction Time
R?	Involved in swim-off (reserve)	US	US Open Record	WR	World Record
♦	Junior swimmer				

Official Timekeeping by Omega





2020 U.S. Olympic Team Trials - Wave I

Omaha

June 4 - 7

Event 115 6 JUN 2021 - 7:02 PM

Women's 400m Freestyle

Final

Results

Event Number 15

	Record	Splits	Name	NAT Code	Location	Date
WR	3:56.46	57.05 1:57.11 2:57.62	LEDECKY Katie	USA	Rio de Janeiro (BRA)	7 AUG 2016
AR	3:56.46	57.05 1:57.11 2:57.62	LEDECKY Katie	USA	Rio (BRA)	7 AUG 2016
US	3:57.94	57.07 1:57.70 2:58.15	LEDECKY Katie	USA	Indianapolis, IN (USA)	17 MAY 2018
CR	3:58.44		LEDECKY Katie	USA	Indianapolis, IN (USA)	30 JUN 2017

Final

Rank	Lane	Name	Club Code	R.T.	Time	Time Behind
1	7	MARQUARDT Ellie	TAC-NC	0.73	4:14.56	
50m (6) 29.78	100m (4) 1:01.84 32.06	150m (4) 1:33.92 32.08	200m (2) 2:06.10 32.18	250m (1) 2:38.10 32.00	300m (1) 3:10.54 32.44	350m (1) 3:42.96 32.42
2	1	MILLER Hayden	CFSC	0.76	4:15.82	1.26
50m (3) 29.50	100m (3) 1:01.15 31.65	150m (1) 1:33.32 32.17	200m (1) 2:06.01 32.69	250m (2) 2:38.85 32.84	300m (2) 3:11.47 32.62	350m (2) 3:44.10 32.63
3	8	CARDWELL Summer	TBAC	0.77	4:16.54	1.98
50m (1) 29.00	100m (2) 1:00.91 31.91	150m (3) 1:33.51 32.60	200m (4) 2:06.43 32.92	250m (3) 2:39.71 33.28	300m (3) 3:12.84 33.13	350m (3) 3:45.32 32.48
4	6	HAEBIG Autumn	HUSK	0.78	4:17.39	2.83
50m (5) 29.75	100m (7) 1:02.53 32.78	150m (8) 1:35.57 33.04	200m (8) 2:08.76 33.19	250m (7) 2:41.54 32.78	300m (=5) 3:14.34 32.80	350m (4) 3:46.75 32.41
5	5	BRAUN Elle	WA	0.84	4:19.50	4.94
50m (7) 29.79	100m (5) 1:01.98 32.19	150m (5) 1:34.79 32.81	200m (5) 2:07.76 32.97	250m (5) 2:41.12 33.36	300m (=5) 3:14.34 33.22	350m (7) 3:47.93 33.59
6	4	FYE Nicole	OSU	0.69	4:19.70	5.14
50m (8) 30.03	100m (8) 1:02.58 32.55	150m (6) 1:35.23 32.65	200m (6) 2:08.45 33.22	250m (6) 2:41.40 32.95	300m (7) 3:14.37 32.97	350m (5) 3:47.59 33.22
7	3	GROYSMAN Yulia	NU	0.61	4:20.98	6.42
50m (4) 29.72	100m (6) 1:02.17 32.45	150m (7) 1:35.27 33.10	200m (7) 2:08.62 33.35	250m (8) 2:41.71 33.09	300m (8) 3:15.21 33.50	350m (8) 3:48.63 33.42
8	2	ECKER Emily	WA	0.69	4:21.04	6.48
50m (2) 29.30	100m (1) 1:00.75 31.45	150m (2) 1:33.33 32.58	200m (3) 2:06.40 33.07	250m (4) 2:40.07 33.67	300m (4) 3:13.82 33.75	350m (6) 3:47.83 34.01

Final

Rank	Lane	Name	Club Code	R.T.	Time	Time Behind
1	5	TAFUTO Sally	OSU	0.72	4:13.98	
50m (5) 29.84	100m (5) 1:01.72 31.88	150m (4) 1:34.04 32.32	200m (3) 2:06.62 32.58	250m (3) 2:38.84 32.22	300m (3) 3:10.90 32.06	350m (2) 3:42.65 31.75
2	3	RAUSCH Malia	ASC-ST	0.69	4:15.04	1.06
50m (=1) 28.82	100m (1) 1:00.37 31.55	150m (2) 1:32.85 32.48	200m (2) 2:04.55 31.70	250m (2) 2:37.34 32.79	300m (2) 3:09.66 32.32	350m (3) 3:42.85 33.19
3	4	SAUICKIE Addie	SYS-FL	0.69	4:16.19	2.21
50m (=1) 28.82	100m (2) 1:00.53 31.71	150m (1) 1:32.23 31.70	200m (1) 2:04.30 32.07	250m (1) 2:36.54 32.24	300m (1) 3:09.19 32.65	350m (1) 3:42.47 33.28
4	2	SMUTNY Mary	SOFL	0.63	4:18.04	4.06
50m (4) 29.63	100m (4) 1:01.63 32.00	150m (5) 1:34.20 32.57	200m (4) 2:06.96 32.76	250m (4) 2:39.87 32.91	300m (4) 3:12.54 32.67	350m (4) 3:45.17 32.63
5	6	McCULLOH Abigail	SA-GA	0.72	4:18.36	4.38
50m (6) 30.04	100m (6) 1:02.03 31.99	150m (6) 1:34.64 32.61	200m (6) 2:07.39 32.75	250m (6) 2:40.30 32.91	300m (5) 3:13.19 32.89	350m (5) 3:46.14 32.95
6	7	BARCZYK Jillian	COLA	0.68	4:18.75	4.77
50m (8) 30.19	100m (7) 1:02.33 32.14	150m (8) 1:35.24 32.91	200m (7) 2:08.00 32.76	250m (7) 2:40.57 32.57	300m (6) 3:13.57 33.00	350m (7) 3:46.89 33.32
7	8	ROGHAIR Aurora	IFLY	0.80	4:18.76	4.78
50m (7) 30.18	100m (8) 1:02.72 32.54	150m (7) 1:35.07 32.35	200m (8) 2:08.04 32.97	250m (8) 2:40.73 32.69	300m (8) 3:13.69 32.96	350m (6) 3:46.37 32.68
8	1	DIMECO Sarah	CAL	0.72	4:20.17	6.19
50m (3) 29.30	100m (3) 1:01.43 32.13	150m (3) 1:34.02 32.59	200m (5) 2:07.07 33.05	250m (5) 2:40.23 33.16	300m (7) 3:13.60 33.37	350m (8) 3:47.03 33.43

Legend:

=	Equal rank	AR	American Record	CR	Championship Record	R.T.	Reaction Time
US	US Open Record	WR	World Record				

Official Timekeeping by Omega





2020 U.S. Olympic Team Trials - Wave I

Omaha

June 4 - 7

Event 116 6 JUN 2021 - 7:20 PM

Men's 400m Freestyle

Final

Results

Event Number 16

	Record	Splits	Name	NAT Code	Location	Date
WR	3:40.07	54.42 1:51.02	2:47.17 BIEDERMANN Paul	GER	Rome (ITA)	26 JUL 2009
AR	3:42.78	54.86 1:51.91	2:48.07 JENSEN Larsen	USA	Beijing (CHN)	10 AUG 2008
US	3:43.53	54.67 1:51.14	2:47.52 JENSEN Larsen	USA	Omaha, NE (USA)	29 JUN 2008
CR	3:43.53	54.67 1:51.14	2:47.52 JENSEN Larsen	USA	Omaha, NE (USA)	29 JUN 2008

Final

Rank	Lane	Name	Club Code	R.T.	Time	Time Behind
1	5	SHOYAT Eli	CLPR	0.66	3:55.75	
50m (5) 27.50	100m (5) 57.17 29.67	150m (5) 1:27.16 29.99	200m (3) 1:57.13 29.97	250m (2) 2:27.02 29.89	300m (2) 2:56.88 29.86	350m (1) 3:26.41 29.53
2	6	TANNENBERGER Matthew	SSAN	0.73	3:58.24	2.49
50m (4) 27.23	100m (4) 57.06 29.83	150m (4) 1:26.98 29.92	200m (5) 1:57.26 30.28	250m (4) 2:27.76 30.50	300m (3) 2:58.33 30.57	350m (3) 3:28.62 30.29
3	4	MATEJKA Andrew	ALTO	0.76	3:58.59	2.84
50m (1) 26.33	100m (1) 55.45 29.12	150m (1) 1:25.19 29.74	200m (1) 1:55.69 30.50	250m (1) 2:26.08 30.39	300m (1) 2:56.85 30.77	350m (2) 3:27.75 30.90
4	2	BRESETTE Liam	SUN	0.66	4:01.28	5.53
50m (3) 26.90	100m (3) 56.39 29.49	150m (3) 1:26.23 29.84	200m (2) 1:56.92 30.69	250m (3) 2:27.51 30.59	300m (4) 2:59.02 31.51	350m (4) 3:30.07 31.05
5	8	KAMPS Will	ACAD	0.71	4:01.43	5.68
50m (7) 27.77	100m (7) 57.66 29.89	150m (6) 1:28.05 30.39	200m (6) 1:59.15 31.10	250m (6) 2:29.65 30.50	300m (6) 3:00.92 31.27	350m (5) 3:31.34 30.42
6	7	KOHH Zach	PWAC	0.65	4:02.41	6.66
50m (8) 27.85	100m (8) 58.14 30.29	150m (8) 1:29.07 30.93	200m (8) 1:59.95 30.88	250m (7) 2:31.14 31.19	300m (7) 3:01.81 30.67	350m (7) 3:32.45 30.64
7	3	DUNWORTH Jack	NAVY	0.67	4:03.06	7.31
50m (2) 26.80	100m (2) 56.18 29.38	150m (2) 1:26.16 29.98	200m (4) 1:57.16 31.00	250m (5) 2:28.28 31.12	300m (5) 2:59.75 31.47	350m (6) 3:31.39 31.64
8	1	MARGARINO Dominic	TASC	0.69	4:08.51	12.76
50m (6) 27.56	100m (6) 57.62 30.06	150m (7) 1:28.50 30.88	200m (7) 1:59.78 31.28	250m (8) 2:31.67 31.89	300m (8) 3:03.90 32.23	350m (8) 3:36.19 32.29

Final

Rank	Lane	Name	Club Code	R.T.	Time	Time Behind
1	4	KURAKIN Ivan	TAC-SI	0.67	3:56.17	
50m (1) 26.63	100m (2) 55.97 29.34	150m (1) 1:25.82 29.85	200m (1) 1:56.10 30.28	250m (1) 2:26.42 30.32	300m (1) 2:57.01 30.59	350m (1) 3:26.77 29.76
2	8	BARRIEAULT Brice	SAND	0.60	3:56.61	0.44
50m (5) 27.07	100m (4) 56.48 29.41	150m (5) 1:26.88 30.40	200m (4) 1:56.80 29.92	250m (3) 2:27.54 30.74	300m (2) 2:57.64 30.10	350m (3) 3:28.05 30.41
3	5	WILTSEY Curtis	NCS	0.65	3:56.72	0.55
50m (8) 28.24	100m (8) 58.13 29.89	150m (8) 1:28.19 30.06	200m (8) 1:58.26 30.07	250m (7) 2:28.07 29.81	300m (5) 2:58.09 30.02	350m (2) 3:27.82 29.73
4	6	HADLEY Griffin	CSC	0.72	3:57.79	1.62
50m (2) 26.92	100m (1) 55.95 29.03	150m (3) 1:26.22 30.27	200m (3) 1:56.69 30.47	250m (4) 2:27.58 30.89	300m (6) 2:58.70 31.12	350m (6) 3:29.38 30.68
5	7	HUTCHINSON Liam	IA	0.69	3:58.03	1.86
50m (3) 26.98	100m (3) 56.22 29.24	150m (2) 1:26.11 29.89	200m (2) 1:56.41 30.30	250m (2) 2:27.16 30.75	300m (4) 2:58.08 30.92	350m (4) 3:28.55 30.47
6	2	MAURER Rex	ROSE	0.70	3:58.92	2.75
50m (4) 27.05	100m (5) 56.65 29.60	150m (4) 1:26.71 30.06	200m (5) 1:56.95 30.24	250m (5) 2:27.60 30.65	300m (3) 2:58.06 30.46	350m (5) 3:29.03 30.97
7	3	WAKELAND Clark	UN-GA	0.67	3:59.68	3.51
50m (6) 27.36	100m (6) 57.17 29.81	150m (6) 1:27.25 30.08	200m (6) 1:57.63 30.38	250m (6) 2:28.03 30.40	300m (7) 2:59.07 31.04	350m (7) 3:29.82 30.75
8	1	DUBOIS Jack	UMIZ	0.75	4:00.60	4.43
50m (7) 27.80	100m (7) 57.52 29.72	150m (7) 1:27.59 30.07	200m (7) 1:57.89 30.30	250m (8) 2:28.30 30.41	300m (8) 2:59.22 30.92	350m (8) 3:30.11 30.89

Legend:

AR American Record **CR** Championship Record **R.T.** Reaction Time **US** US Open Record
WR World Record

Official Timekeeping by Omega





2020 U.S. Olympic Team Trials - Wave I

Omaha

June 4 - 7

Event 117 6 JUN 2021 - 7:37 PM

Women's 100m Butterfly

Final

Results

Event Number 17

	Record	Split	Name	NAT Code	Location	Date
WR	55.48	26.01	SJOESTROEM Sarah	SWE	Rio de Janeiro (BRA)	7 AUG 2016
AR	55.98	26.39	VOLLMER Dana	USA	London (GBR)	29 JUL 2012
US	56.20		CURZAN Claire	USA	Cary, NC (USA)	20 APR 2021
CR	56.42		VOLLMER Dana	USA	Omaha, NE (USA)	25 JUN 2012

Final

Rank	Lane	Name	Club Code	R.T.	50m	Time	Time Behind
1	6	LU Sydney	PLS	0.64	(5) 28.54	1:00.38 31.84	
2	4	SMITHWICK Heidi	JDST	0.68	(1) 28.08	1:00.56 32.48	0.18
3	5	VANNOTE Ellie	UNC	0.69	(4) 28.33	1:00.60 32.27	0.22
4	7	HARTMAN Bailey	CROW	0.72	(8) 28.66	1:00.61 31.95	0.23
5	2	GMELICH Caroline	UVA	0.72	(6) 28.55	1:00.70 32.15	0.32
6	3	STICKLEN Emma	KATY	0.68	(2) 28.10	1:00.93 32.83	0.55
7	8	D'ARCY Autumn	CSUB	0.67	(3) 28.32	1:01.31 32.99	0.93
8	1	BARGERON Avery	DYNA	0.72	(7) 28.62	1:01.67 33.05	1.29

Final

Rank	Lane	Name	Club Code	R.T.	50m	Time	Time Behind
1	5	VENEMA Nikki	TIDEVA	0.76	(3) 27.68	59.24 31.56	
2	3	CUOMO Lexi	UVA	0.70	(1) 27.49	1:00.06 32.57	0.82
3	8	JOHNSON Gigi	SA-GA	0.66	(7) 28.29	1:00.09 31.80	0.85
4	4	ROTHROCK Trude	TENN	0.63	(2) 27.57	1:00.14 32.57	0.90
5	2	COOK Lizzy	THSC	0.70	(8) 28.46	1:00.40 31.94	1.16
6	6	KRAGH Mia	RSD	0.74	(4) 28.02	1:00.51 32.49	1.27
7	7	DAVIS Grey	CA-Y	0.67	(6) 28.12	1:00.54 32.42	1.30
8	1	TANKARD Kyleigh	CGBD	0.72	(5) 28.10	1:00.68 32.58	1.44

Legend:

AR American Record **CR** Championship Record **R.T.** Reaction Time **US** US Open Record
WR World Record

Official Timekeeping by Omega





2020 U.S. Olympic Team Trials - Wave I

Omaha

June 4 - 7

Event 118 6 JUN 2021 - 7:49 PM

Men's 100m Butterfly

Final

Results

Event Number 18

	Record	Split	Name	NAT Code	Location	Date
WR	49.50	22.83	DRESSEL Caeleb	USA	Gwangju (KOR)	26 JUL 2019
AR	49.50	22.83	DRESSEL Caeleb	USA	Gwangju (KOR)	26 JUL 2019
US	50.22	23.83	PHELPS Michael	USA	Indianapolis, IN (USA)	9 JUL 2009
CR	50.22	23.83	PHELPS Michael	USA	Indianapolis, IN (USA)	9 JUL 2009

Final

Rank	Lane	Name	Club Code	R.T.	50m	Time	Time Behind
1	4	LEDFOORD Mitchell	TCSC	0.69	(6) 25.38	53.58 28.20	
=2	1	DAILY Spencer	TAC-SI	0.60	(3) 25.00	54.06 29.06	0.48
=2	6	LEE Connor	UN-ST	0.64	(7) 25.51	54.06 28.55	0.48
=2	8	STOLLINGS Tim	UN-WV	0.61	(1) 24.74	54.06 29.32	0.48
5	2	STOFFLE Aidan	AU	0.57	(2) 24.95	54.09 29.14	0.51
6	5	HUANG James	RAC	0.63	(5) 25.08	54.10 29.02	0.52
7	3	MENDOZA Kevin	IVDA	0.71	(4) 25.01	54.25 29.24	0.67
8	7	TOSH Caleb	UN-FL	0.60	(8) 25.55	54.48 28.93	0.90

Final

Rank	Lane	Name	Club Code	R.T.	50m	Time	Time Behind
1	5	SLATON Micah	TRI	0.61	(3) 24.81	53.02 28.21	
2	4	SEQUEIRA Aaron	CM	0.62	(2) 24.69	53.08 28.39	0.06
3	6	BLOEBAUM Carl	RAYS	0.62	(5) 25.07	53.36 28.29	0.34
4	3	HENDERSON Noah	NCS	0.64	(1) 24.58	53.40 28.82	0.38
5	2	BUREAU Lucas	HOKI	0.67	(4) 24.95	53.69 28.74	0.67
6	1	ARTMANN Sam	TXLA	0.66	(7) 25.27	53.82 28.55	0.80
7	7	KEOUGH Patrick	KING	0.71	(8) 25.35	53.85 28.50	0.83
8	8	WHELAN Matthew	DUKE	0.63	(6) 25.21	53.99 28.78	0.97

Legend:

AR American Record **CR** Championship Record **R.T.** Reaction Time **US** US Open Record
WR World Record

Official Timekeeping by Omega





2020 U.S. Olympic Team Trials - Wave I

Omaha

June 4 - 7

Event 119 6 JUN 2021 - 8:00 PM

Women's 200m Backstroke

Final

Results

Event Number 19

	Record	Splits		Name	NAT Code	Location	Date
WR	2:03.35	29.06	1:00.37	1:31.84	SMITH Regan	USA Gwangju (KOR)	26 JUL 2019
AR	2:03.35	29.06	1:00.37	1:31.84	SMITH Regan	USA Gwangju (KOR)	26 JUL 2019
US	2:05.68	29.74	1:01.15	1:33.24	FRANKLIN Missy	USA Indianapolis, IN (USA)	26 JUN 2013
CR	2:05.68	29.74	1:01.15	1:33.24	FRANKLIN Missy	USA Indianapolis, IN (USA)	26 JUN 2013

Final

Rank	Lane	Name	Club Code	R.T.	50m	100m	150m	Time	Time Behind
1	4	BUERGER Torie	KYA	0.57	(4) 31.93	(1) 1:05.52 33.59	(1) 1:39.62 34.10	2:14.12	
2	5	O'DELL Teagan	NOVACA	0.67	(3) 31.92	(4) 1:06.07 34.15	(3) 1:40.74 34.67	2:14.37	0.25
3	6	LENIHAN Emily	DUKE	0.57	(1) 31.48	(2) 1:05.68 34.20	(2) 1:40.68 35.00	2:15.74	1.62
4	7	TUINMAN Sophia	CW	0.60	(2) 31.60	(3) 1:05.99 34.39	(4) 1:41.24 35.25	2:16.59	2.47
5	1	STANFIELD Summer	UN-LA	0.53	(7) 32.66	(5) 1:06.63 33.97	(5) 1:41.89 35.26	2:17.46	3.34
6	3	REIMER Audrey	UTAH	0.67	(5) 32.37	(6) 1:06.85 34.48	(6) 1:42.40 35.55	2:18.36	4.24
7	8	RAUCH Katie	ATOM	0.65	(6) 32.58	(7) 1:06.88 34.30	(7) 1:42.68 35.80	2:19.04	4.92
8	2	McCORMICK Paige	UOFL	0.60	(8) 33.17	(8) 1:07.76 34.59	(8) 1:43.50 35.74	2:19.18	5.06

Final

Rank	Lane	Name	Club Code	R.T.	50m	100m	150m	Time	Time Behind
1	2	BRISON Sophie	DYNA	0.70	(2) 31.44	(1) 1:04.83 33.39	(1) 1:39.17 34.34	2:13.21	
2	4	STEWART Bayley	UN-CO	0.56	(8) 32.86	(8) 1:06.65 33.79	(3) 1:39.86 33.21	2:13.35	0.14
3	6	GUANCI Margaret	WA	0.60	(1) 31.42	(2) 1:05.19 33.77	(2) 1:39.42 34.23	2:14.51	1.30
4	5	McCOY Taylor	COUG	0.55	(3) 31.59	(4) 1:05.60 34.01	(5) 1:40.27 34.67	2:14.82	1.61
5	7	OGLE Jodi	KYA	0.61	(=5) 31.86	(5) 1:05.82 33.96	(4) 1:40.21 34.39	2:14.95	1.74
6	3	FARRIS Aislin	ABF	0.62	(=5) 31.86	(3) 1:05.43 33.57	(6) 1:40.32 34.89	2:14.96	1.75
7	8	BEHM Annie	JW	0.65	(7) 32.08	(7) 1:06.43 34.35	(=7) 1:41.50 35.07	2:16.60	3.39
8	1	MURPHY Rosie	SMST	0.55	(4) 31.71	(6) 1:05.84 34.13	(=7) 1:41.50 35.66	2:17.39	4.18

Legend:

= Equal rank **AR** American Record **CR** Championship Record **R.T.** Reaction Time
US US Open Record **WR** World Record

Official Timekeeping by Omega





2020 U.S. Olympic Team Trials - Wave I

Omaha

June 4 - 7

Event 120 6 JUN 2021 - 8:14 PM

Men's 200m Backstroke

Final

Results

Event Number 20

	Record	Splits			Name	NAT Code	Location	Date
WR	1:51.92	26.52	54.90	1:23.30	PEIRSOL Aaron	USA	Rome (ITA)	31 JUL 2009
AR	1:51.92	26.52	54.90	1:23.30	PEIRSOL Aaron	USA	Rome (ITA)	31 JUL 2009
US	1:53.08	26.82	55.18	1:24.06	PEIRSOL Aaron	USA	Indianapolis, IN (USA)	11 JUL 2009
CR	1:53.08	26.82	55.18	1:24.06	PEIRSOL Aaron	USA	Indianapolis, IN (USA)	11 JUL 2009

Final

Rank	Lane	Name	Club Code	R.T.	50m	100m	150m	Time	Time Behind
1	4	WALLACE Dominick	NAVY	0.54	(4) 28.93	(4) 1:00.01 31.08	(4) 1:31.56 31.55	2:01.97	
2	1	SIMMONS Andrew	DYNA	0.62	(1) 28.56	(1) 59.34 30.78	(1) 1:31.18 31.84	2:02.62	0.65
3	8	CARBONE Drew	UN-PV	0.57	(2) 28.64	(2) 59.70 31.06	(=2) 1:31.48 31.78	2:02.65	0.68
4	5	MUELLER Chase	FST	0.64	(3) 28.71	(5) 1:00.08 31.37	(5) 1:31.67 31.59	2:02.69	0.72
5	7	NESTER Jackson	HOKI	0.58	(5) 29.04	(3) 59.93 30.89	(=2) 1:31.48 31.55	2:02.93	0.96
6	6	CADIGAN Billy	NAVY	0.59	(6) 29.14	(6) 1:00.54 31.40	(6) 1:32.40 31.86	2:04.54	2.57
7	3	MICELI Mateo	ISWM	0.57	(8) 29.49	(8) 1:01.28 31.79	(7) 1:33.49 32.21	2:05.88	3.91
8	2	MAAS Kyle	MLA	0.56	(7) 29.37	(7) 1:01.17 31.80	(8) 1:34.11 32.94	2:07.44	5.47

Final

Rank	Lane	Name	Club Code	R.T.	50m	100m	150m	Time	Time Behind
1	5	MEFFORD Colby	SMST	0.58	(8) 29.03	(6) 59.62 30.59	(4) 1:30.17 30.55	1:59.85	
2	3	HANNA Blake	CATS	0.53	(2) 28.05	(2) 58.40 30.35	(2) 1:29.63 31.23	2:00.11	0.26
3	8	DUNHAM Bradley	SA-GA	0.60	(3) 28.32	(3) 58.73 30.41	(5) 1:30.18 31.45	2:00.96	1.11
4	6	STEELE Jacob	ISC	0.55	(1) 27.66	(1) 57.98 30.32	(1) 1:29.10 31.12	2:01.05	1.20
5	4	MALDARI Caleb	ABF	0.59	(4) 28.37	(4) 58.74 30.37	(3) 1:30.15 31.41	2:01.27	1.42
6	7	DRIGGERS Landon	RIO	0.58	(5) 28.47	(5) 59.41 30.94	(6) 1:31.22 31.81	2:02.48	2.63
7	1	O'BRIEN Sam	FISH	0.59	(7) 28.86	(8) 59.91 31.05	(8) 1:31.88 31.97	2:03.29	3.44
8	2	GUBENO Hunter	CATS	0.64	(6) 28.69	(7) 59.70 31.01	(7) 1:31.71 32.01	2:03.76	3.91

Legend:

= Equal rank **AR** American Record **CR** Championship Record **R.T.** Reaction Time
US US Open Record **WR** World Record

Official Timekeeping by Omega





2020 U.S. Olympic Team Trials - Wave I

Omaha

June 4 - 7

Event 21

7 JUN 2021 - 10:00 AM

Women's 200m Individual Medley

Heats

Results Summary

REVISED
7 JUN 13:43

Event Number 21

	Record	Splits	Name	NAT Code	Location	Date
WR	2:06.12	27.30 58.94 1:35.64	HOSSZU Katinka	HUN	Kazan (RUS)	3 AUG 2015
AR	2:06.15	27.72 59.24 1:36.31	KUKORS Ariana	USA	Roma (ITA)	27 JUL 2009
US	2:08.32	27.94 59.75 1:37.07	BAKER Kathleen	USA	Irvine, CA (USA)	29 JUL 2018
CR	2:08.32	27.94 59.75 1:37.07	BAKER Kathleen	USA	Irvine, CA (USA)	29 JUL 2018

Rank	Heat	Lane	Name	Club Code	Year of Birth	R.T.	50m	100m	150m	Time	Time Behind
1	3	8	BATHURST Ella	TEAM	2003	0.70	29.37	1:03.26	1:43.10	2:16.04	A
								33.89	39.84	32.94	
2	1	6	ROTHROCK Trude	TENN	1999	0.62	28.41	1:03.94	1:44.69	2:16.51	0.47 A
								35.53	40.75	31.82	
3	1	3	McCARVILLE Kate	SPA	2003	0.68	28.94	1:03.78	1:45.08	2:16.99	0.95 A
								34.84	41.30	31.91	
4	3	4	RAUSCH Malia	ASC-ST	2003	0.65	29.52	1:04.38	1:45.30	2:17.30	1.26 A
								34.86	40.92	32.00	
=5	1	2	DUNN Diana	UOFL	2000	0.67	29.92	1:05.97	1:44.93	2:17.74	1.70 A
								36.05	38.96	32.81	
=5	2	7	KATZER Danika	TENN	2000	0.64	29.87	1:04.54	1:44.52	2:17.74	1.70 A
								34.67	39.98	33.22	
7	2	4	OWNBEY Hannah	AU	2001	0.64	29.78	1:04.76	1:44.61	2:17.87	1.83 A
								34.98	39.85	33.26	
8	3	5	COTTER Keelan	TAC-NC	◆ 2005	0.64	29.17	1:04.14	1:45.22	2:18.31	2.27 A
								34.97	41.08	33.09	
9	1	8	BROWN Portia	ABSC	2000	0.74	29.85	1:04.83	1:45.98	2:18.66	2.62 A
								34.98	41.15	32.68	
10	1	4	JOHNSON Gigi	SA-GA	◆ 2004	0.67	29.58	1:04.99	1:45.60	2:18.96	2.92 B
								35.41	40.61	33.36	
11	3	7	TRACE Katie	OSU	1999	0.66	29.42	1:05.63	1:48.02	2:19.36	3.32 B
								36.21	42.39	31.34	
12	3	3	STOLL Campbell	EBSC	◆ 2005	0.67	29.50	1:04.75	1:46.14	2:19.42	3.38 B
								35.25	41.39	33.28	
13	3	2	WAGNER Annika	NU	2002	0.68	30.30	1:08.25	1:48.44	2:19.55	3.51 B
								37.95	40.19	31.11	
14	3	6	ZETTEL Brooke	TAC-NC	2003	0.68	29.07	1:05.71	1:47.30	2:19.60	3.56 B
								36.64	41.59	32.30	
15	3	1	KITCHEL Devon	CSC	◆ 2004	0.74	28.98	1:04.10	1:45.73	2:19.76	3.72 B
								35.12	41.63	34.03	
16	2	6	NELSON Destiny	TFA	1997	0.70	30.04	1:05.56	1:48.09	2:20.91	4.87 B
								35.52	42.53	32.82	
17	1	5	WHITMIRE Liza	SOFL	2002	0.72	29.59	1:04.46	1:46.61	2:21.28	5.24 B
								34.87	42.15	34.67	
18	1	7	LYNCH Meghan	GYWD	2003	0.65	29.79	1:06.26	1:47.85	2:21.33	5.29 R
								36.47	41.59	33.48	
19	2	3	HURT Colby	AU	2001	0.70	30.40	1:07.01	1:48.31	2:21.57	5.53 R
								36.61	41.30	33.26	
20	2	8	TYLER Ali	CDOG	2002	0.64	29.17	1:03.97	1:47.18	2:21.72	5.68
								34.80	43.21	34.54	
21	1	1	SMITH Addison	UNC	2001	0.67	29.83	1:08.03	1:50.42	2:23.87	7.83
								38.20	42.39	33.45	
	2	5	CUMMINGS Carly	AU	1999					DNS	
	2	1	LARSON Ally	NU	2000					DSQ	
	2	2	BRINTON Emma	DUQU	1999					DSQ	

Official Timekeeping by Omega





2020 U.S. Olympic Team Trials - Wave I

Omaha

June 4 - 7

Event 21

7 JUN 2021 - 10:00 AM

Women's 200m Individual Medley

Heats

Results Summary

REVISED
7 JUN 13:43

Event Number 21

Rank	Heat	Lane	Name	Club Code	Year of Birth	R.T.	50m	100m	150m	Time	Time Behind
------	------	------	------	-----------	---------------	------	-----	------	------	------	-------------

Legend:							
A	Qualified for final A	AR	American Record	B	Qualified for final B	CR	Championship Record
DNS	Did Not Start	DSQ	Disqualified	R	Reserve	R.T.	Reaction Time
US	US Open Record	WR	World Record	♦	Junior swimmer		

REVISED

ROTHROCK, Trude DSQ was overturned

Official Timekeeping by Omega





2020 U.S. Olympic Team Trials - Wave I

Omaha

June 4 - 7

Event 22

7 JUN 2021 - 10:14 AM

Men's 200m Individual Medley

Heats

Results Summary

Event Number 22

	Record	Splits	Name	NAT Code	Location	Date
WR	1:54.00	24.89 53.48	LOCHTE Ryan	USA	Shanghai (CHN)	28 JUL 2011
AR	1:54.00	24.89 53.48	LOCHTE Ryan	USA	Shanghai (CHN)	28 JUL 2011
US	1:54.56	24.78 53.45	LOCHTE Ryan	USA	Indianapolis, IN (USA)	10 JUL 2009
CR	1:54.56	24.78 53.45	LOCHTE Ryan	USA	Indianapolis, IN (USA)	10 JUL 2009

Rank	Heat	Lane	Name	Club Code	Year of Birth	R.T.	50m	100m	150m	Time	Time Behind
1	1	7	AURNOU-RHEES Spencer	NAAC	◆ 2004	0.69	26.82	58.93	1:34.54	2:03.82	A
								32.11	35.61	29.28	
2	2	2	TUITAMA Tama	BYU	1999	0.62	26.52	57.76	1:33.84	2:03.85	0.03 A
								31.24	36.08	30.01	
3	3	2	DEWITT Tristan	ISC	2001	0.62	26.62	58.47	1:34.12	2:03.96	0.14 A
								31.85	35.65	29.84	
4	1	2	NOSACK Diego	THSC	◆ 2004	0.65	27.39	58.72	1:35.33	2:04.33	0.51 A
								31.33	36.61	29.00	
5	1	4	CARMAN Colter	TXLA	1998	0.65	26.95	59.07	1:35.33	2:04.36	0.54 A
								32.12	36.26	29.03	
6	1	6	FROASS Ansel	RAYS	2001	0.68	27.05	59.34	1:34.68	2:04.39	0.57 A
								32.29	35.34	29.71	
7	3	1	BETHEL Henry	CCAC	2002	0.62	26.47	59.96	1:34.62	2:04.40	0.58 A
								33.49	34.66	29.78	
8	2	4	MAAS Kyle	MLA	1998	0.66	27.23	58.70	1:35.01	2:04.42	0.60 A
								31.47	36.31	29.41	
9	3	3	ROTHROCK Gus	CSC	2002	0.67	26.62	58.57	1:35.30	2:04.64	0.82 B
								31.95	36.73	29.34	
10	3	5	SCHULTZ Jackson	NAVY	2001	0.73	26.42	59.45	1:34.35	2:04.78	0.96 B
								33.03	34.90	30.43	
11	2	6	GUBENO Hunter	CATS	2002	0.69	26.90	57.62	1:34.77	2:04.99	1.17 B
								30.72	37.15	30.22	
12	1	5	IIDA Scooter	GSC-IL	2002	0.63	26.80	59.05	1:34.59	2:05.11	1.29 B
								32.25	35.54	30.52	
13	2	3	VANDEBROOK Thomas	ISC	1998	0.70	27.10	58.71	1:34.78	2:05.44	1.62 B
								31.61	36.07	30.66	
14	2	7	LU Tyler	SMAC	◆ 2003	0.65	27.70	58.54	1:35.75	2:05.75	1.93 B
								30.84	37.21	30.00	
15	3	4	STEELE Jacob	ISC	1999	0.60	26.49	57.27	1:34.83	2:06.22	2.40 B
								30.78	37.56	31.39	
16	1	3	ANDERSON Jack	LAK	◆ 2003	0.60	27.16	59.57	1:36.52	2:06.45	2.63 B
								32.41	36.95	29.93	
17	2	5	ORCUTT Daniel	CA	1998	0.61	27.16	59.10	1:36.33	2:06.56	2.74 R
								31.94	37.23	30.23	
18	3	7	SKOPIC Ben	EST	1998	0.69	27.34	59.51	1:37.84	2:09.41	5.59 R
								32.17	38.33	31.57	
19	3	6	PIPER Scott	MSU-MI	1997	0.71	26.85	1:00.33	1:38.74	2:11.06	7.24
								33.48	38.41	32.32	

Legend:

A	Qualified for final A	AR	American Record	B	Qualified for final B	CR	Championship Record
R	Reserve swimmer	R.T.	Reaction Time	US	US Open Record	WR	World Record
◆	Junior swimmer						

Official Timekeeping by Omega





2020 U.S. Olympic Team Trials - Wave I

Omaha

June 4 - 7

Event 23

7 JUN 2021 - 10:26 AM

Women's 50m Freestyle

Heats

Results Summary

Event Number 23

	Record	Name	NAT Code	Location	Date
WR	23.67	SJOESTROEM Sarah	SWE	Budapest (HUN)	29 JUL 2017
AR	23.97	MANUEL Simone	USA	Budapest (HUN)	30 JUL 2017
US	24.08	BLUME Pernille	USA	Indianapolis, IN (USA)	1 JUN 2019
CR	24.10	MANUEL Simone	USA	Irvine, CA (USA)	29 JUL 2018

Rank	Heat	Lane	Name	Club Code	Year of Birth	R.T.	Time	Time Behind
1	3	6	CUNDIFF Missy	TRIB	1999	0.65	25.49	A
2	5	5	PETRAK Taylor	OSU	1999	0.67	25.58	0.09 A
3	5	6	SPINK Camille	NCAP	♦2004	0.68	25.63	0.14 A
4	6	5	PAEGLE Kristina	ISC	♦2004	0.69	25.65	0.16 A
5	7	7	MELTON Kobie	UARK	2000	0.62	25.67	0.18 A
6	8	8	MOESCH Anna	STAC	♦2005	0.74	25.68	0.19 A
7	6	7	WINTER Kailyn	QSS	2003	0.71	25.70	0.21 A
8	1	6	GARCIA Elise	CAL	2000	0.63	25.81	0.32 A
9	8	4	SPADONI Marina	UN-FL	1993	0.63	25.88	0.39 B
10	4	1	VEREB Joelle	VT	1999	0.57	25.90	0.41 B
11	6	6	SMITH Maddie	NU	1999	0.67	25.91	0.42 B
12	4	8	REGENAUER Christiana	UOFL	2001	0.69	25.97	0.48 B
13	8	3	WALL Tatum	NCAP	♦2004	0.73	25.98	0.49 B
14	7	3	MACK Katie	NCAP	2001	0.69	26.00	0.51 B
15	7	6	LOGAN Clare	WY	♦2006	0.69	26.02	0.53 B
16	2	6	STANFORD Catherine	UN-MR	2002	0.62	26.03	0.54 B
=17	2	4	FISKE Sophie	MAC-WI	2003	0.72	26.04	0.55 R?
=17	6	1	MULVIHILL Lexie	TEAM	2003	0.64	26.04	0.55 R?
19	7	4	WELCH Ella	CARD	♦2004	0.58	26.06	0.57
=20	7	8	KARL Avery	EKC	♦2006	0.68	26.08	0.59
=20	8	6	AKAKABOTA Stephanie	SA-FL	2003	0.64	26.08	0.59
22	5	7	FEDDERSEN Amy	UMIZ	2000	0.72	26.10	0.61
23	8	2	COOKE Maddie	UN-MA	1998	0.61	26.11	0.62
24	3	7	SHANKS Cory	SSS	2003	0.67	26.13	0.64
25	1	3	VENEMA Nikki	TIDEVA	2001	0.73	26.16	0.67
26	8	7	LIU Amelia	PRIN	2001	0.72	26.17	0.68
27	5	8	FULTON Alexa	UMLY	♦2004	0.68	26.19	0.70
28	7	5	MELILLI Danielle	QU	2000	0.68	26.21	0.72
29	6	2	GROVER Claire	UCLA	2000	0.67	26.23	0.74
=30	2	7	MAZUREK Ella	QSS	2003	0.66	26.24	0.75
=30	7	2	LEEHY Mykenzie	ISWM	1999	0.69	26.24	0.75
32	2	5	EIBER Laurel	ISC	1998	0.65	26.29	0.80
33	1	5	YETTER Molly	SCST	2003	0.58	26.30	0.81
34	1	2	PALMER Alana	WA	2000	0.66	26.31	0.82
35	8	5	THOMPSON Sarah	UMIZ	1998	0.67	26.32	0.83
=36	4	4	DOLAN Haley	BC-NE	1999	0.70	26.33	0.84
=36	5	4	SMITHBAKER Meredith	VOTX	2002	0.64	26.33	0.84
38	3	3	GERSPER Aspen	SAS	♦2005	0.72	26.37	0.88
=39	4	2	SMITHWICK Heidi	JDST	2003	0.65	26.39	0.90
=39	4	3	STRICKLIN Sydney	CW	2003	0.68	26.39	0.90
=39	4	5	CONNOR Alayna	CLCK	1999	0.62	26.39	0.90
42	6	4	SHAW Anna	TOPSCO	2002	0.71	26.40	0.91
43	4	7	BRENNER Mandy	SCAL	2002	0.70	26.42	0.93

Official Timekeeping by Omega





2020 U.S. Olympic Team Trials - Wave I

Omaha

June 4 - 7

Event 23

7 JUN 2021 - 10:26 AM

Women's 50m Freestyle

Heats

Results Summary

Event Number 23

Rank	Heat	Lane	Name	Club Code	Year of Birth	R.T.	Time	Time Behind
44	2	3	SORENSEN Sarah	NAVY	2000	0.72	26.48	0.99
45	2	2	FULTON Rachel	ASL	2002	0.72	26.55	1.06
46	3	8	LOWE Heidi	UNC	2000	0.70	26.56	1.07
47	5	3	KEA Ali	BC-NE	1998	0.68	26.59	1.10
=48	2	1	CUOMO Lexi	UVA	2001	0.71	26.61	1.12
=48	4	6	STONE Jamie	CLCK	1998	0.70	26.61	1.12
50	3	5	PATTISON Greer	SAC	2002	0.70	26.69	1.20
51	6	8	CHRISTIANSON Lily	IA	♦ 2006	0.68	26.71	1.22
52	6	3	COLE Emma	UNC	1999	0.75	26.73	1.24
=53	3	4	HALL Madie	RIPT	2003	0.68	26.80	1.31
=53	7	1	WEHR Lyndsey	HRA	2003	0.56	26.80	1.31
=55	1	4	HANSON Grace	HTSC	2003	0.65	26.83	1.34
=55	5	2	HANSEN Megan	BD	1997	0.59	26.83	1.34
=57	2	8	MOORE Molly	UARK	2000	0.73	26.84	1.35
=57	3	2	FILIPEK Kayla	CLCK	1999	0.70	26.84	1.35
59	5	1	HILLIS Gabrielle	FLOR	1999	0.75	26.86	1.37
60	3	1	FRETZ Elsa	IA	2002	0.65	26.97	1.48
61	8	1	McCARTY Eboni	MSA-SE	2003	0.56	27.92	2.43

Legend:					
A	Qualified for final A	AR	American Record	B	Qualified for final B
CR	Championship Record	R.T.	Reaction Time	R?	Involved in swim-off (reserve)
US	US Open Record	WR	World Record	♦	Junior swimmer

Official Timekeeping by Omega



2020 U.S. Olympic Team Trials - Wave I

Omaha

June 4 - 7

Event 24

7 JUN 2021 - 10:37 AM

Men's 50m Freestyle

Heats

Results Summary

Event Number 24

	Record	Name	NAT Code	Location	Date
WR	20.91	CIELO FILHO Cesar	BRA	Sao Paulo (BRA)	18 DEC 2009
AR	21.04	DRESSEL Caeleb	USA	Budapest (HUN)	27 JUL 2017
US	21.14	CIELO Cesar	BRA	Indianapolis, IN (USA)	9 JUL 2009
CR	21.47	WEBER-GALE Garrett	USA	Omaha, NE (USA)	29 JUL 2018

Rank	Heat	Lane	Name	Club Code	Year of Birth	R.T.	Time	Time Behind
1	5	8	ARMSTRONG Jack	BATS	2001	0.62	22.76	A
2	12	6	ESSING Matthew	TUS	1998	0.61	22.78	0.02 A
3	2	6	DUNCAN Caleb	UOFL	2000	0.63	22.79	0.03 A
4	8	6	ANDERSON Eric	NLSA	◆ 2003	0.62	22.80	0.04 A
5	11	1	GUILIANO Chris	TOPSMA	◆ 2003	0.62	22.84	0.08 A
6	4	5	HAMBLIN Brandon	ISC	1999	0.62	22.87	0.11 A
=7	9	4	TUCKER Danny	CWAC	1991	0.63	22.90	0.14 A
=7	11	6	COOK-WEEKS Skyler	QU	1999	0.59	22.90	0.14 A
9	4	6	HENDERSON Noah	NCS	2001	0.62	22.91	0.15 B
=10	4	4	GU Roger	UN-NE	1998	0.61	22.94	0.18 B
=10	6	8	SHEPARD Corey	AFA	1999	0.65	22.94	0.18 B
=12	11	3	KALIN Greg	MHSW	2000	0.66	22.95	0.19 B
=12	11	5	CHAMBERS Micah	ACE	2002	0.59	22.95	0.19 B
14	12	5	OLSEN-STAVRAKAS Kent	STAR	1991	0.56	22.97	0.21 B
15	11	4	PEEL Cam	CW	2000	0.73	22.98	0.22 B
=16	7	4	BENSON Andrew	WA	2002	0.62	22.99	0.23 ?
=16	7	8	STIRLING Connor	BYU	1996	0.66	22.99	0.23 ?
18	1	5	LUC Ethan	SUN	2000	0.67	23.04	0.28 R
19	12	1	DAILY Spencer	TAC-SI	2000	0.58	23.05	0.29
20	3	8	KULOW Jonny	LAN	◆ 2004	0.65	23.06	0.30
21	10	2	BEESEY Forrest	TRA	1995	0.68	23.07	0.31
22	1	1	LEACH Kyle	UMIZ	1999	0.63	23.09	0.33
23	9	8	EASTMAN Michael	UOFL	2000	0.66	23.11	0.35
=24	8	5	DELANEY Dylan	WA	2000	0.64	23.12	0.36
=24	10	8	EVERT Jake	NAVY	2001	0.63	23.12	0.36
=26	5	4	BRANZELL Reese	SAS	◆ 2003	0.66	23.14	0.38
=26	10	5	UBELLACKER Sam	UN-NE	1998	0.52	23.14	0.38
=26	11	2	STOGNER Colton	UN-SE	2000	0.55	23.14	0.38
=26	12	3	BOYLE Connor	FMC	2002	0.68	23.14	0.38
30	5	6	PALMER Tommy	LSS	◆ 2003	0.66	23.15	0.39
31	5	2	DOHERTY Jack	TRIB	1998	0.64	23.17	0.41
=32	7	1	BAILEY Seth	TNAQ	2000	0.59	23.18	0.42
=32	9	1	ENGLEHARDT Jack	MAC-WI	1994	0.57	23.18	0.42
=32	9	6	BUREAU Lucas	HOKI	1994	0.67	23.18	0.42
=32	10	3	CUMMINGS Tanner	UOFL	1999	0.63	23.18	0.42
=32	10	4	UBELLACKER Wyatt	UN-CA	1990	0.76	23.18	0.42
=37	2	8	REDMAN Ben	UN-WI	1999	0.64	23.19	0.43
=37	7	6	GRODECKI Max	NTA	1994	0.61	23.19	0.43
39	4	3	EIBER Griffin	ISC	1998	0.60	23.21	0.45
40	11	7	MESSENGER Jack	UNC	1999	0.65	23.22	0.46
=41	4	2	OATES Billy	KING	◆ 2003	0.61	23.23	0.47
=41	6	7	SHERMAN Nick	UN-IN	2000	0.69	23.23	0.47
43	3	2	ARNOLD Michael	GOLD	1990	0.61	23.24	0.48

Official Timekeeping by Omega



2020 U.S. Olympic Team Trials - Wave I

Omaha

June 4 - 7

Event 24

7 JUN 2021 - 10:37 AM

Men's 50m Freestyle

Heats

Results Summary

Event Number 24

Rank	Heat	Lane	Name	Club Code	Year of Birth	R.T.	Time	Time Behind
=44	1	4	LOU Brian	NOVACA	2002	0.64	23.25	0.49
=44	2	3	COAN Eli	UNC	1998	0.62	23.25	0.49
=46	1	6	JYAWOOK Spencer	XCEL	2002	0.66	23.26	0.50
=46	7	3	WOODS Payton	MSU-MI	1998	0.63	23.26	0.50
48	9	2	SCHUTTE Henry	UVA	2001	0.59	23.27	0.51
49	11	8	DERYK Cooper	UTAH	1999	0.71	23.28	0.52
50	10	6	MILLER Collin	UN-WI	1998	0.69	23.30	0.54
=51	1	3	HARRISON Brigham	BYU	1999	0.67	23.31	0.55
=51	12	7	COMBS Tai	CLCK	2000	0.68	23.31	0.55
53	6	3	HROSIK Ryan	UN-IN	1999	0.65	23.33	0.57
54	1	7	FAZIO Michael	TUS	2001	0.69	23.34	0.58
=55	8	2	DILLINGHAM Diggory	MAC-NC	♦ 2005	0.66	23.38	0.62
=55	9	3	REGAN Dylan	ROWA	1999	0.68	23.38	0.62
=57	2	4	RENO Seth	SSS	♦ 2003	0.66	23.39	0.63
=57	3	1	ZUM TOBEL Maximilian	SAS	♦ 2003	0.69	23.39	0.63
=57	3	6	ROSS Aj	UN-SC	1998	0.65	23.39	0.63
60	9	5	GLASS Kham	SPA	2000	0.62	23.40	0.64
=61	5	7	SIMON Miles	CAD	2001	0.73	23.42	0.66
=61	7	7	VOSS Avery	UASC	♦ 2003	0.66	23.42	0.66
63	7	5	CLAESSON Henry	VT	2000	0.57	23.44	0.68
=64	2	5	FILIPOVIC Alec	SCST	♦ 2003	0.65	23.48	0.72
=64	8	4	PARK Patrick	FASTCA	1995	0.59	23.48	0.72
=66	4	8	BLANK Michael	PAA	2000	0.63	23.50	0.74
=66	9	7	SAMMON Patrick	AQUASN	♦ 2003	0.63	23.50	0.74
=66	12	8	LAURENCELLE Addie	UVA	2000	0.67	23.50	0.74
69	12	4	CARLSON Caleb	UN-AR	1999	0.65	23.51	0.75
=70	3	7	ZOCK Josh	ARMY	1999	0.72	23.52	0.76
=70	6	1	YISH Matthew	AU	2000	0.64	23.52	0.76
72	6	6	CLINE Brendan	FNM	2000	0.61	23.54	0.78
73	10	7	WIEGAND Ben	WESTWI	2002	0.73	23.55	0.79
=74	2	7	MODROV Drew	UN-MR	1989	0.68	23.57	0.81
=74	3	4	BROWN Lucius	CSTE	♦ 2004	0.56	23.57	0.81
=74	10	1	TARVESTAD Will	ALTO	2000	0.62	23.57	0.81
77	5	1	AULIZIA Callen	NAVY	2000	0.59	23.58	0.82
78	8	1	TANG Jonathan	SSC-OK	2001	0.66	23.60	0.84
79	12	2	BARR Luke	ISWM	♦ 2003	0.67	23.61	0.85
80	8	3	HERBERT David	VT	1997	0.68	23.62	0.86
81	3	5	CUNNAN Nathaniel	UN-MA	1999	0.64	23.65	0.89
82	6	4	RODRIGUEZ Joseph	UN-CT	1998	0.64	23.66	0.90
83	4	1	McMAHON Alex	AQUACO	♦ 2003	0.64	23.68	0.92
=84	3	3	STOFFLE Aidan	AU	2000	0.62	23.70	0.94
=84	6	5	SCHIAVONE Chris	FNM	1998	0.66	23.70	0.94
86	5	5	WRIGHT Jack	UVA	2000	0.70	23.73	0.97
87	7	2	WHELAN Matthew	DUKE	2000	0.62	23.76	1.00
88	8	8	WILLIAMS Eli	NAVY	2000	0.60	23.77	1.01
=89	2	2	THOMPSON Ian	TRIB	1997	0.59	23.78	1.02
=89	5	3	HUGHES Parker	UN-AZ	2001	0.62	23.78	1.02
91	8	7	KALEOALOHA Kanoa	KSC	1996	0.68	23.95	1.19
92	1	2	WILBURN Cason	IA	2001	0.63	24.14	1.38
93	6	2	THIBERT Mike	MAC-NT	1998	0.66	24.77	2.01

Official Timekeeping by Omega





2020 U.S. Olympic Team Trials - Wave I

Omaha

June 4 - 7

Event 24

7 JUN 2021 - 10:37 AM

Men's 50m Freestyle

Heats

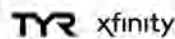
Results Summary

Event Number 24

Rank	Heat	Lane	Name	Club Code	Year of Birth	R.T.	Time	Time Behind
94	2	1	CHAN Will	CW	1999	0.65	28.43	5.67
	4	7	EBERLY Nik	AU	2000		DNS	

Legend:							
?	Involved in swim-off	A	Qualified for final A	AR	American Record	B	Qualified for final B
CR	Championship Record	DNS	Did Not Start	R	Reserve	R.T.	Reaction Time
US	US Open Record	WR	World Record	♦	Junior swimmer		

Official Timekeeping by Omega





2020 U.S. Olympic Team Trials - Wave I

Omaha

June 4 - 7

Event 25

7 JUN 2021 - 10:53 AM

Women's 200m Breaststroke

Heats

Results Summary

Event Number 25

	Record	Splits	Name	NAT Code	Location	Date
WR	2:19.11	31.80 1:07.27 1:42.89	PEDERSEN Rikke	USA	Barcelona (ESP)	1 AUG 2013
AR	2:19.59	32.49 1:08.10 1:43.95	SONI Rebecca	USA	London (GBR)	2 AUG 2012
US	2:20.38	31.78 1:06.82 1:43.13	SONI Rebecca	USA	Indianapolis, IN (USA)	11 JUL 2009
CR	2:20.38	31.78 1:06.82 1:43.13	SONI Rebecca	USA	Indianapolis, IN (USA)	11 JUL 2009

Rank	Heat	Lane	Name	Club Code	Year of Birth	R.T.	50m	100m	150m	Time	Time Behind
1	3	4	WEYANT Gracie	SYS-FL	◆ 2005	0.69	34.60	1:13.12 38.52	1:51.91 38.79	2:32.24 40.33	A
2	3	6	STEWART Kate	KANS	2000	0.64	34.50	1:13.50 39.00	1:52.92 39.42	2:32.74 39.82	0.50 A
3	3	7	FISCHER Andrea	AKRN	1999	0.68	34.70	1:13.65 38.95	1:53.46 39.81	2:32.82 39.36	0.58 A
4	4	8	JONES Ainsley	DYNA	2003	0.69	35.13	1:13.69 38.56	1:53.04 39.35	2:33.03 39.99	0.79 A
5	1	5	MURPHY Kristina	AZTC	2000	0.78	34.27	1:12.58 38.31	1:52.67 40.09	2:33.24 40.57	1.00 A
6	2	5	McENROE Annika	YSSC	2002	0.68	35.09	1:13.70 38.61	1:53.44 39.74	2:33.31 39.87	1.07 A
7	2	6	KANARY Karina	TXLA	◆ 2005	0.73	35.50	1:14.35 38.85	1:53.92 39.57	2:33.34 39.42	1.10 A
8	4	3	HERSCU Abigail	LAC-PC	◆ 2004	0.70	34.62	1:13.40 38.78	1:53.35 39.95	2:33.81 40.46	1.57 A
9	1	4	PHELAN Denise	TS	◆ 2004	0.72	35.40	1:13.92 38.52	1:54.07 40.15	2:33.86 39.79	1.62 B
10	4	5	PAPANICHOLAS Maggie	PX3	◆ 2005	0.69	34.44	1:13.81 39.37	1:53.30 39.49	2:33.94 40.64	1.70 B
11	3	2	BROWN Eliza	SYS-FL	◆ 2004	0.63	34.87	1:13.13 38.26	1:52.82 39.69	2:34.26 41.44	2.02 B
12	2	4	GRABENHORST Taylor	BD	1998	0.70	35.14	1:14.13 38.99	1:54.03 39.90	2:34.75 40.72	2.51 B
13	1	3	ZELLER Zoey	UN-PC	◆ 2005	0.64	35.03	1:13.41 38.38	1:54.04 40.63	2:34.82 40.78	2.58 B
14	3	3	FOLEY Sally	DUKE	2002	0.68	35.08	1:13.82 38.74	1:53.74 39.92	2:34.92 41.18	2.68 B
15	4	2	BORGENHEIMER Lily	YCV	1999	0.65	35.11	1:14.00 38.89	1:54.08 40.08	2:35.00 40.92	2.76 B
16	3	1	DUARTE Mackenzie	COUG	1998	0.69	34.84	1:13.62 38.78	1:53.69 40.07	2:35.12 41.43	2.88 B
17	4	1	SYKES Emily	TNAQ	1998	0.75	35.79	1:14.63 38.84	1:55.18 40.55	2:36.52 41.34	4.28 R
18	2	2	SUNSERI Mia	WHY	2002	0.75	35.32	1:14.84 39.52	1:55.44 40.60	2:37.06 41.62	4.82 R
19	3	8	MESSINA Angelina	SCST	◆ 2004	0.76	35.58	1:15.10 39.52	1:55.47 40.37	2:37.14 41.67	4.90
20	2	8	LUGBILL Reese	RAYS	2002	0.70	34.54	1:13.78 39.24	1:54.96 41.18	2:37.60 42.64	5.36
21	3	5	MATHEWS Janessa	OSU	2000	0.66	34.35	1:13.86 39.51	1:54.55 40.69	2:37.93 43.38	5.69
22	1	2	BERCUTT Natalie	UCD	2003	0.78	35.38	1:15.14 39.76	1:56.24 41.10	2:38.24 42.00	6.00
23	1	6	HUGGINS Maddy	SALU	2003	0.72	35.30	1:14.87 39.57	1:56.61 41.74	2:39.23 42.62	6.99
24	2	3	BEATY Claire	UN-PC	1996	0.80	35.59	1:14.67 39.08	1:56.25 41.58	2:39.32 43.07	7.08

Official Timekeeping by Omega





2020 U.S. Olympic Team Trials - Wave I

Omaha

June 4 - 7

Event 25

7 JUN 2021 - 10:53 AM

Women's 200m Breaststroke

Heats

Results Summary

Event Number 25

Rank	Heat	Lane	Name	Club Code	Year of Birth	R.T.	50m	100m	150m	Time	Time Behind
25	2	1	MALLOY Morganne	NOVACA	◆ 2004	0.76	35.71	1:16.36 40.65	1:57.58 41.22	2:39.81 42.23	7.57
26	2	7	ADAMS Katherine	THSC	◆ 2004	0.76	36.39	1:16.10 39.71	1:57.79 41.69	2:40.03 42.24	7.79
27	4	4	JOHNSON Gigi	SA-GA	◆ 2004	0.69	36.09	1:16.64 40.55	1:58.26 41.62	2:41.06 42.80	8.82
28	4	7	KOBYLAK Sylvia	BA	2001	0.80	36.28	1:16.70 40.42	2:00.11 43.41	2:43.09 42.98	10.85
	4	6	CUMMINGS Carly	AU	1999					DNS	

Legend:							
A	Qualified for final A	AR	American Record	B	Qualified for final B	CR	Championship Record
DNS	Did Not Start	R	Reserve	R.T.	Reaction Time	US	US Open Record
WR	World Record	◆	Junior swimmer				

Official Timekeeping by Omega





2020 U.S. Olympic Team Trials - Wave I

Omaha

June 4 - 7

Event 26

7 JUN 2021 - 11:09 AM

Men's 200m Breaststroke

Heats

Results Summary

REVISED
7 JUN 11:41

Event Number 26

	Record	Splits	Name	NAT Code	Location	Date
WR	2:06.12	29.73 1:02.22 1:34.23	CHUPKOV Anton	RUS	Gwangju (KOR)	26 JUL 2019
AR	2:07.17	29.21 1:01.67 1:34.19	PRENOT Josh	USA	Omaha, NE (USA)	30 JUN 2016
US	2:07.17	29.21 1:01.67 1:34.19	PRENOT Josh	USA	Omaha, NE (USA)	30 JUN 2016
CR	2:07.17	29.21 1:01.67 1:34.19	PRENOT Josh	USA	Omaha, NE (USA)	30 JUN 2016

Rank	Heat	Lane	Name	Club Code	Year of Birth	R.T.	50m	100m	150m	Time	Time Behind
1	5	5	FRICK Jakob	NCAP	◆ 2003	0.63	30.03	1:04.15 34.12	1:39.60 35.45	2:15.73	A
2	4	5	CULLEN Alec	UCSB	2000	0.69	30.75	1:05.65 34.90	1:40.56 34.91	2:15.77	0.04 A
3	3	2	MODGLIN Coleman	ZSC	2001	0.72	30.72	1:04.97 34.25	1:40.52 35.55	2:16.36	0.63 A
4	4	1	BRETZMANN Peter	NCAC	◆ 2003	0.72	31.16	1:05.44 34.28	1:40.91 35.47	2:16.81	1.08 A
5	5	6	DALBO Connor	SMU	1999	0.61	30.47	1:05.30 34.83	1:40.72 35.42	2:16.88	1.15 A
6	5	4	MURPHY Matt	NAVY	2001	0.63	31.10	1:05.46 34.36	1:40.82 35.36	2:16.95	1.22 A
7	2	6	MACY Parker	NOVACA	◆ 2003	0.57	31.74	1:06.22 34.48	1:41.55 35.33	2:17.05	1.32 A
8	4	3	KREILEY Aidan	UOFL	2002	0.62	31.00	1:06.15 35.15	1:41.27 35.12	2:17.08	1.35 A
=9	3	7	DANG Ethan	ALTO	2002	0.69	30.78	1:05.30 34.52	1:40.86 35.56	2:17.19	1.46 B
=9	5	2	SCHABABERLE Jacob	TAMU	2000	0.72	31.19	1:05.37 34.18	1:40.44 35.07	2:17.19	1.46 B
11	3	6	COUET Michael	FRST	1999	0.61	31.32	1:06.62 35.30	1:41.90 35.28	2:17.39	1.66 B
12	3	4	DEGRADO Paul	TXLA	2001	0.66	30.89	1:05.34 34.45	1:40.71 35.37	2:17.48	1.75 B
13	4	2	SCHREIBER Jason	MVN	2001	0.62	31.58	1:06.09 34.51	1:41.54 35.45	2:17.77	2.04 B
14	3	8	GOODWIN Will	UMIZ	2000	0.58	31.27	1:06.13 34.86	1:41.34 35.21	2:17.88	2.15 B
15	3	1	RUDD Michael	SMU	2000	0.64	30.81	1:05.32 34.51	1:40.23 34.91	2:18.00	2.27 B
16	5	1	SCHOLTZ Will	LAK	◆ 2004	0.74	30.62	1:05.40 34.78	1:41.18 35.78	2:18.01	2.28 B
=17	2	3	FAN Zhier	MTRO	◆ 2004	0.60	30.25	1:05.45 35.20	1:41.85 36.40	2:18.03	2.30 R?
=17	2	5	LEE James	NAVY	2001	0.64	31.24	1:06.46 35.22	1:41.93 35.47	2:18.03	2.30 R?
=17	4	8	YEP Jassen	ISC	2002	0.65	31.22	1:06.16 34.94	1:41.76 35.60	2:18.03	2.30 R?
20	5	3	THOMAS Wes	ALTO	1995	0.65	31.63	1:06.68 35.05	1:42.52 35.84	2:18.28	2.55
21	2	4	CHEN Joshua	ACAC	◆ 2005	0.70	31.63	1:06.57 34.94	1:42.55 35.98	2:18.32	2.59
22	2	8	LOPEZ MIRO Cobi	VT	2001	0.69	30.74	1:05.96 35.22	1:41.83 35.87	2:18.50	2.77
23	4	4	TOLMAN Scott	FSON	1998	0.71	31.23	1:05.88 34.65	1:41.52 35.64	2:18.93	3.20
24	3	3	ZHENG Hayden	AQJT	2002	0.68	31.33	1:05.43 34.10	1:41.47 36.04	2:19.02	3.29

Official Timekeeping by Omega





2020 U.S. Olympic Team Trials - Wave I

Omaha

June 4 - 7

Event 26

7 JUN 2021 - 11:09 AM

Men's 200m Breaststroke

Heats

Results Summary

REVISED
7 JUN 11:41

Event Number 26

Rank	Heat	Lane	Name	Club Code	Year of Birth	R.T.	50m	100m	150m	Time	Time Behind
25	5	7	STRIDE Brandon	WESTPN	2000	0.65	32.17	1:07.17 35.00	1:42.18 35.01	2:19.13 36.95	3.40
26	2	7	LEWIS Brody	LOVE	1997	0.73	31.80	1:07.28 35.48	1:43.51 36.23	2:19.91 36.40	4.18
27	5	8	KELLY Jack	EAST	◆ 2003	0.78	31.90	1:07.46 35.56	1:43.47 36.01	2:20.05 36.58	4.32
28	2	1	FUNKE Conner	UN-OH	1999	0.67	31.86	1:07.59 35.73	1:44.14 36.55	2:20.18 36.04	4.45
29	1	4	LUARDE Cameron	FORT	2002	0.61	31.46	1:06.93 35.47	1:42.98 36.05	2:20.23 37.25	4.50
30	2	2	YANG Calvin	CRIM	1999	0.68	31.80	1:06.76 34.96	1:42.93 36.17	2:20.27 37.34	4.54
31	4	7	DEWITT Tristan	ISC	2001	0.65	31.42	1:06.94 35.52	1:43.63 36.69	2:20.44 36.81	4.71
32	1	3	LEE Jonathon	MSU-MI	2000	0.72	30.87	1:06.05 35.18	1:43.07 37.02	2:20.79 37.72	5.06
33	1	6	SEIDEL Max	TAC-NC	2001	0.65	31.12	1:06.23 35.11	1:43.02 36.79	2:21.44 38.42	5.71
34	3	5	PARROTT Aaron	SST	2000	0.65	32.11	1:07.95 35.84	1:43.74 35.79	2:21.54 37.80	5.81
35	4	6	KURLICH Richie	FASTLE	2000	0.66	31.83	1:07.92 36.09	1:45.08 37.16	2:22.39 37.31	6.66
	1	5	IIDA Scooter	GSC-IL	2002					DNS	

Legend:

A	Qualified for final A	AR	American Record	B	Qualified for final B
CR	Championship Record	DNS	Did Not Start	R.T.	Reaction Time
R?	Involved in swim-off (reserve)	US	US Open Record	WR	World Record
◆	Junior swimmer				

REVISED

The DSQ for heat 3 lane 2 was overturned.

Official Timekeeping by Omega





2020 U.S. Olympic Team Trials - Wave I

Omaha

June 4 - 7

Event 28

7 JUN 2021 - 11:30 AM

Men's 1500m Freestyle

Slowest Heats

Results Summary

After 1 of 1 Heats

	Record	Splits				Name	NAT Code	Location	Date
WR	14:31.02	55.80	1:54.31	3:51.50	7:45.45	SUN Yang	CHN	London (GBR)	4 AUG 2012
AR	14:39.48	56.74	1:55.55	3:53.15	7:49.73	JAEGER Connor	USA	Rio (BRA)	13 AUG 2016
US	14:45.54	56.06	1:55.50	3:54.42	7:53.91	VANDERKAAY Peter	USA	Omaha, NE (USA)	6 JUL 2008
CR	14:45.54	56.06	1:55.50	3:54.42	7:53.91	VANDERKAAY Peter	USA	Omaha, NE (USA)	6 JUL 2008

Slowest Heats

Rank	Heat	Lane	Name	Club Code	Year of Birth	R.T.	Time	Time Behind
1	2	5	BARRIEAULT Brice	SAND	2003	0.61	15:40.05	
	50m 28.17	100m 58.80	150m 1:30.11	200m 2:01.89	250m 2:33.42	300m 3:05.00	350m 3:36.77	400m 4:08.34
		30.63	31.31	31.78	31.53	31.58	31.77	31.57
	450m 4:40.06	500m 5:12.27	550m 5:42.07	600m 6:12.90	650m 6:43.98	700m 7:15.24	750m 7:46.80	800m 8:18.27
	31.72	32.21	29.80	30.83	31.08	31.26	31.56	31.47
	850m 8:50.04	900m 9:21.84	950m 9:53.38	1000m 10:24.95	1050m 10:56.55	1100m 11:28.20	1150m 11:59.88	1200m 12:31.62
	31.77	31.80	31.54	31.57	31.60	31.65	31.68	31.74
	1250m 13:03.38	1300m 13:35.33	1350m 14:07.25	1400m 14:38.59	1450m 15:09.69			
	31.76	31.95	31.92	31.34	31.10	30.36		
2	2	6	LAMAR Simon	FASTCA	1999	0.68	16:02.61	22.56
	50m 28.68	100m 59.14	150m 1:30.53	200m 2:01.92	250m 2:33.46	300m 3:04.93	350m 3:36.26	400m 4:07.69
		30.46	31.39	31.39	31.54	31.47	31.33	31.43
	450m 4:39.22	500m 5:10.82	550m 5:42.56	600m 6:14.31	650m 6:46.51	700m 7:18.71	750m 7:51.16	800m 8:23.42
	31.53	31.60	31.74	31.75	32.20	32.20	32.45	32.26
	850m 8:56.14	900m 9:28.93	950m 10:01.78	1000m 10:34.59	1050m 11:07.62	1100m 11:40.51	1150m 12:13.54	1200m 12:46.42
	32.72	32.79	32.85	32.81	33.03	32.89	33.03	32.88
	1250m 13:19.61	1300m 13:52.43	1350m 14:25.26	1400m 14:58.35	1450m 15:31.37			
	33.19	32.82	32.83	33.09	33.02	31.24		
3	2	3	WILTSEY Curtis	NCS	1999	0.69	16:05.41	25.36
	50m 29.91	100m 1:01.96	150m 1:34.31	200m 2:06.73	250m 2:39.31	300m 3:11.77	350m 3:44.04	400m 4:16.30
		32.05	32.35	32.42	32.58	32.46	32.27	32.26
	450m 4:48.33	500m 5:20.77	550m 5:52.81	600m 6:24.95	650m 6:57.41	700m 7:29.65	750m 8:01.63	800m 8:33.80
	32.03	32.44	32.04	32.14	32.46	32.24	31.98	32.17
	850m 9:05.87	900m 9:38.17	950m 10:10.52	1000m 10:42.96	1050m 11:15.55	1100m 11:47.98	1150m 12:20.11	1200m 12:52.26
	32.07	32.30	32.35	32.44	32.59	32.43	32.13	32.15
	1250m 13:24.81	1300m 13:57.53	1350m 14:30.25	1400m 15:02.54	1450m 15:34.56			
	32.55	32.72	32.72	32.29	32.02	30.85		
4	2	4	VANDEUSEN Jack	BSS	2001	0.71	16:18.49	38.44
	50m 29.13	100m 1:00.63	150m 1:32.35	200m 2:04.19	250m 2:36.37	300m 3:08.48	350m 3:41.07	400m 4:13.70
		31.50	31.72	31.84	32.18	32.11	32.59	32.63
	450m 4:46.97	500m 5:19.68	550m 5:52.94	600m 6:25.48	650m 6:58.18	700m 7:31.24	750m 8:04.24	800m 8:37.25
	33.27	32.71	33.26	32.54	32.70	33.06	33.00	33.01
	850m 9:10.10	900m 9:43.40	950m 10:16.27	1000m 10:49.34	1050m 11:22.41	1100m 11:55.44	1150m 12:28.60	1200m 13:01.63
	32.85	33.30	32.87	33.07	33.07	33.03	33.16	33.03
	1250m 13:34.89	1300m 14:07.93	1350m 14:41.03	1400m 15:13.97	1450m 15:46.66			
	33.26	33.04	33.10	32.94	32.69	31.83		

Legend:

AR	American Record	CR	Championship Record	R.T.	Reaction Time	US	US Open Record
WR	World Record	♦	Junior swimmer				

Official Timekeeping by Omega





2020 U.S. Olympic Team Trials - Wave I

Omaha

June 4 - 7

Event 323

7 JUN 2021 - 11:44 AM

Women's 50m Freestyle

Heats Swim-off

Results

Event Number 23

	Record	Name	NAT Code	Location	Date
WR	23.67	SJOESTROEM Sarah	SWE	Budapest (HUN)	29 JUL 2017
AR	23.97	MANUEL Simone	USA	Budapest (HUN)	30 JUL 2017
US	24.08	BLUME Pernille	USA	Indianapolis, IN (USA)	1 JUN 2019
CR	24.10	MANUEL Simone	USA	Irvine, CA (USA)	29 JUL 2018

Rank	Lane	Name	Club Code	R.T.	Time	Time Behind
1	4	FISKE Sophie	MAC-WI	0.72	25.79	R
2	5	MULVIHILL Lexie	TEAM	0.64	26.12	R 0.33

Legend:

AR	American Record	CR	Championship Record	R	Reserve	R.T.	Reaction Time
US	US Open Record	WR	World Record				

Official Timekeeping by Omega





2020 U.S. Olympic Team Trials - Wave I

Omaha

June 4 - 7

Event 324

7 JUN 2021 - 11:45 AM

Men's 50m Freestyle

Heats Swim-off

Results

Event Number 24

	Record	Name	NAT Code	Location	Date
WR	20.91	CIELO FILHO Cesar	BRA	Sao Paulo (BRA)	18 DEC 2009
AR	21.04	DRESSEL Caeleb	USA	Budapest (HUN)	27 JUL 2017
US	21.14	CIELO Cesar	BRA	Indianapolis, IN (USA)	9 JUL 2009
CR	21.47	WEBER-GALE Garrett	USA	Omaha, NE (USA)	29 JUL 2018

Rank	Lane	Name	Club Code	R.T.	Time	Time Behind
1	5	STIRLING Connor	BYU	0.67	22.83	B
2	4	BENSON Andrew	WA	0.61	22.91	R 0.08

Legend:

AR	American Record	B	Qualified for final B	CR	Championship Record	R	Reserve
R.T.	Reaction Time	US	US Open Record	WR	World Record		

Official Timekeeping by Omega





2020 U.S. Olympic Team Trials - Wave I

Omaha

June 4 - 7

Event 326 7 JUN 2021 - 11:46 AM

Men's 200m Breaststroke

Heats Swim-off

Results

Event Number 26

	Record	Splits		Name	NAT Code	Location	Date	
WR	2:06.12	29.73	1:02.22	1:34.23	CHUPKOV Anton	RUS	Gwangju (KOR)	26 JUL 2019
AR	2:07.17	29.21	1:01.67	1:34.19	PRENOT Josh	USA	Omaha, NE (USA)	30 JUN 2016
US	2:07.17	29.21	1:01.67	1:34.19	PRENOT Josh	USA	Omaha, NE (USA)	30 JUN 2016
CR	2:07.17	29.21	1:01.67	1:34.19	PRENOT Josh	USA	Omaha, NE (USA)	30 JUN 2016

Rank	Lane	Name	Club Code	R.T.	50m	100m	150m	Time	Time Behind
1	3	LEE James	NAVY	0.61	(1) 31.55	(=1) 1:07.16 35.61	(2) 1:42.89 35.73	2:18.77	
2	4	YEP Jassen	ISC	0.64	(3) 31.71	(=1) 1:07.16 35.45	(1) 1:42.81 35.65	2:19.09	0.32
3	5	FAN Zhier	MTRO	0.63	(2) 31.56	(3) 1:07.44 35.88	(3) 1:45.66 38.22	2:23.81	5.04

Legend:	=	Equal rank	AR	American Record	CR	Championship Record	R.T.	Reaction Time
	US	US Open Record	WR	World Record				

Official Timekeeping by Omega





2020 U.S. Olympic Team Trials - Wave I

Omaha

June 4 - 7

Event 127 7 JUN 2021 - 8:18 PM

Women's 1500m Freestyle

Fastest Heats

Results Summary

Event Number 27

	Record	Splits					Name	NAT Code	Location	Date
WR	15:20.48	58.50	2:00.25	4:04.88	8:11.70	LEDECKY Katie	USA	Indianapolis (USA)	16 MAY 2018	
AR	15:20.48	58.50	2:00.25	4:04.88	8:11.70	LEDECKY Katie	USA	Indianapolis, IN (USA)	16 MAY 2018	
US	15:20.48	58.50	2:00.25	4:04.88	8:11.70	LEDECKY Katie	USA	Indianapolis, IN (USA)	16 MAY 2018	
CR	15:47.15					LEDECKY Katie	USA	Indianapolis, IN (USA)	29 JUN 2013	

Fastest Heats

Rank	Heat	Lane	Name	Club Code	Year of Birth	R.T.	Time	Time Behind	
1	1	5	CORNISH Kristin	BAD	2004	0.79	16:42.63		
	50m	30.23	100m 1:02.45 32.22	150m 1:35.73 33.28	200m 2:08.98 33.25	250m 2:42.55 33.57	300m 3:16.04 33.49	350m 3:49.75 33.71	400m 4:23.24 33.49
	450m	4:56.80	500m 5:30.28 33.56	550m 6:03.99 33.71	600m 6:37.34 33.35	650m 7:11.10 33.76	700m 7:44.60 33.50	750m 8:18.26 33.66	800m 8:51.78 33.52
	850m	9:25.51	900m 9:59.22 33.73	950m 10:32.76 33.54	1000m 11:06.31 33.55	1050m 11:39.99 33.68	1100m 12:13.65 33.66	1150m 12:47.19 33.54	1200m 13:20.76 33.57
	1250m	13:54.78	1300m 14:28.58 34.02	1350m 15:02.68 34.10	1400m 15:36.34 33.66	1450m 16:09.99 33.65			
2	1	7	COFFEY Audrey	HUSK	2000	0.74	16:49.09	6.46	
	50m	30.32	100m 1:03.39 33.07	150m 1:36.33 32.94	200m 2:09.98 33.65	250m 2:43.54 33.56	300m 3:17.27 33.73	350m 3:50.74 33.47	400m 4:24.49 33.75
	450m	4:58.07	500m 5:31.96 33.58	550m 6:05.40 33.44	600m 6:38.98 33.58	650m 7:12.56 33.58	700m 7:46.34 33.78	750m 8:19.93 33.59	800m 8:53.85 33.92
	850m	9:27.64	900m 10:01.38 33.79	950m 10:35.16 33.78	1000m 11:08.64 33.48	1050m 11:42.20 33.56	1100m 12:15.78 33.58	1150m 12:50.03 34.25	1200m 13:24.08 34.05
	1250m	13:58.30	1300m 14:32.75 34.22	1350m 15:07.03 34.28	1400m 15:41.76 34.73	1450m 16:16.19 34.43			
3	1	2	LINDORFER Alivia	WA	2001	0.72	16:55.85	13.22	
	50m	30.85	100m 1:04.12 33.27	150m 1:37.76 33.64	200m 2:11.74 33.98	250m 2:45.49 33.75	300m 3:19.62 34.13	350m 3:53.66 34.04	400m 4:27.81 34.15
	450m	5:01.93	500m 5:36.17 34.12	550m 6:10.45 34.28	600m 6:44.34 33.89	650m 7:18.44 34.10	700m 7:52.31 33.87	750m 8:26.75 34.44	800m 9:01.08 34.33
	850m	9:35.36	900m 10:09.81 34.28	950m 10:44.20 34.45	1000m 11:17.95 33.75	1050m 11:51.90 33.95	1100m 12:25.87 33.97	1150m 12:59.89 34.02	1200m 13:33.56 33.67
	1250m	14:07.60	1300m 14:41.16 34.04	1350m 15:15.23 34.07	1400m 15:48.79 33.56	1450m 16:22.63 33.84			
4	1	6	ROGHAIR Aurora	IFLY	2003	0.66	16:57.40	14.77	
	50m	30.39	100m 1:03.07 32.68	150m 1:36.41 33.34	200m 2:10.13 33.72	250m 2:43.79 33.66	300m 3:17.67 33.88	350m 3:51.46 33.79	400m 4:25.17 33.71
	450m	4:58.93	500m 5:32.75 33.76	550m 6:06.61 33.86	600m 6:40.51 33.90	650m 7:14.40 33.89	700m 7:48.71 34.31	750m 8:23.06 34.35	800m 8:57.66 34.60
	850m	9:32.02	900m 10:06.40 34.36	950m 10:40.64 34.24	1000m 11:15.01 34.37	1050m 11:49.37 34.36	1100m 12:23.98 34.61	1150m 12:58.09 34.11	1200m 13:32.88 34.79
	1250m	14:07.06	1300m 14:41.37 34.18	1350m 15:15.74 34.37	1400m 15:50.14 34.40	1450m 16:24.15 34.01			
5	1	4	ARZAVE Juli	TAC-SI	2001	0.76	17:03.38	20.75	
	50m	29.93	100m 1:02.43 32.50	150m 1:35.53 33.10	200m 2:08.94 33.41	250m 2:42.64 33.70	300m 3:16.34 33.70	350m 3:49.94 33.60	400m 4:23.52 33.58
	450m	4:57.30	500m 5:31.14 33.78	550m 6:05.10 33.96	600m 6:39.17 34.07	650m 7:13.27 34.10	700m 7:47.71 34.44	750m 8:22.09 34.38	800m 8:56.61 34.52
	850m	9:31.14	900m 10:05.93 34.53	950m 10:40.65 34.79	1000m 11:15.51 34.86	1050m 11:50.11 34.60	1100m 12:25.02 34.91	1150m 12:59.68 34.66	1200m 13:34.34 34.66
	1250m	14:09.24	1300m 14:44.12 34.90	1350m 15:19.25 35.13	1400m 15:54.07 34.82	1450m 16:28.99 34.92			
6	1	3	PIKE Hayley	BA	2002	0.69	17:26.33	43.70	
	50m	30.56	100m 1:04.13 33.57	150m 1:38.11 33.98	200m 2:12.30 34.19	250m 2:46.94 34.64	300m 3:21.84 34.90	350m 3:56.71 34.87	400m 4:31.97 35.26
	450m	5:07.13	500m 5:42.39 35.16	550m 6:17.39 35.00	600m 6:52.86 35.47	650m 7:27.95 35.09	700m 8:03.47 35.52	750m 8:38.72 35.25	800m 9:14.09 35.37
	850m	9:49.37	900m 10:25.10 35.28	950m 11:00.31 35.21	1000m 11:35.74 35.43	1050m 12:10.89 35.15	1100m 12:46.16 35.27	1150m 13:21.37 35.21	1200m 13:56.97 35.60
	1250m	14:32.26	1300m 15:07.75 35.29	1350m 15:43.12 35.37	1400m 16:18.12 35.00	1450m 16:52.55 34.43			

Official Timekeeping by Omega





2020 U.S. Olympic Team Trials - Wave I

Omaha

June 4 - 7

Event 127 7 JUN 2021 - 8:18 PM

Women's 1500m Freestyle

Fastest Heats

Results Summary

Event Number 27

Fastest Heats

Rank	Heat	Lane	Name	Club Code	Year of Birth	R.T.	Time	Time Behind
------	------	------	------	-----------	---------------	------	------	-------------

Legend:	AR American Record	CR Championship Record	R.T. Reaction Time	US US Open Record
	WR World Record	♦ Junior swimmer		

Official Timekeeping by Omega





2020 U.S. Olympic Team Trials - Wave I

Omaha

June 4 - 7

Event 128 7 JUN 2021 - 8:41 PM

Men's 1500m Freestyle

Fastest Heats

Results Summary

Event Number 28

	Record	Splits				Name	NAT Code	Location	Date
WR	14:31.02	55.80	1:54.31	3:51.50	7:45.45	SUN Yang	CHN	London (GBR)	4 AUG 2012
AR	14:39.48	56.74	1:55.55	3:53.15	7:49.73	JAEGER Connor	USA	Rio (BRA)	13 AUG 2016
US	14:45.54	56.06	1:55.50	3:54.42	7:53.91	VANDERKAAY Peter	USA	Omaha, NE (USA)	6 JUL 2008
CR	14:45.54	56.06	1:55.50	3:54.42	7:53.91	VANDERKAAY Peter	USA	Omaha, NE (USA)	6 JUL 2008

Fastest Heats

Rank	Heat	Lane	Name	Club Code	Year of Birth	R.T.	Time	Time Behind
1	1	4	BROWN Joshua	HIGH	2003	0.72	15:35.94	
	50m 28.52	100m 59.48	150m 1:30.69	200m 2:01.87	250m 2:33.53	300m 3:04.86	350m 3:36.57	400m 4:08.02
		30.96	31.21	31.18	31.66	31.33	31.71	31.45
	450m 4:39.75	500m 5:11.30	550m 5:42.52	600m 6:14.07	650m 6:45.66	700m 7:16.97	750m 7:48.49	800m 8:19.37
	31.73	31.55	31.22	31.55	31.59	31.31	31.52	30.88
	850m 8:50.49	900m 9:21.81	950m 9:53.48	1000m 10:24.78	1050m 10:56.25	1100m 11:27.56	1150m 11:59.10	1200m 12:30.69
	31.12	31.32	31.67	31.30	31.47	31.31	31.54	31.59
	1250m 13:02.03	1300m 13:33.35	1350m 14:05.00	1400m 14:36.18	1450m 15:06.97			
	31.34	31.32	31.65	31.18	30.79	28.97		
2	1	7	LLOYD Owen	NCS	2001	0.74	15:36.24	0.30
	50m 28.64	100m 59.72	150m 1:31.47	200m 2:02.84	250m 2:34.40	300m 3:05.95	350m 3:37.51	400m 4:09.39
		31.08	31.75	31.37	31.56	31.55	31.56	31.88
	450m 4:41.20	500m 5:12.93	550m 5:44.50	600m 6:15.96	650m 6:47.32	700m 7:18.35	750m 7:49.43	800m 8:20.40
	31.81	31.73	31.57	31.46	31.36	31.03	31.08	30.97
	850m 8:51.63	900m 9:22.52	950m 9:53.40	1000m 10:24.56	1050m 10:55.49	1100m 11:26.54	1150m 11:57.96	1200m 12:28.81
	31.23	30.89	30.88	31.16	30.93	31.05	31.42	30.85
	1250m 13:00.33	1300m 13:31.40	1350m 14:03.18	1400m 14:34.84	1450m 15:05.98			
	31.52	31.07	31.78	31.66	31.14	30.26		
3	1	8	NARVID Jake	TNAQ	2002	0.70	15:38.69	2.75
	50m 27.82	100m 58.06	150m 1:28.97	200m 2:01.89	250m 2:31.56	300m 3:02.85	350m 3:34.32	400m 4:08.34
		30.24	30.91	31.67	2:31.56	31.29	31.47	31.28
	450m 4:36.65	500m 5:08.43	550m 5:39.09	600m 6:10.96	650m 6:41.72	700m 7:12.51	750m 7:44.43	800m 8:15.71
	4:36.65	31.73	31.57	31.46	6:41.72	31.08	7:44.43	31.28
	850m 8:47.10	900m 9:18.45	950m 9:50.31	1000m 10:21.91	1050m 10:53.67	1100m 11:25.51	1150m 11:57.34	1200m 12:29.30
	31.39	31.35	31.86	31.60	31.76	31.84	31.83	31.96
	1250m 13:00.79	1300m 13:33.07	1350m 14:04.89	1400m 14:36.80	1450m 15:08.45			
	31.49	32.28	31.82	31.91	31.65	30.24		
4	2	5	BARRIEAULT Brice	SAND	2003	0.61	15:40.05	4.11
	50m 28.17	100m 58.80	150m 1:30.11	200m 2:01.89	250m 2:33.42	300m 3:05.00	350m 3:36.77	400m 4:08.34
		30.63	31.31	31.78	31.53	31.58	31.77	31.57
	450m 4:40.06	500m 5:12.27	550m 5:42.07	600m 6:12.90	650m 6:43.98	700m 7:15.24	750m 7:46.80	800m 8:18.27
	31.72	32.21	29.80	30.83	31.08	31.26	31.56	31.47
	850m 8:50.04	900m 9:21.84	950m 9:53.38	1000m 10:24.95	1050m 10:56.55	1100m 11:28.20	1150m 11:59.88	1200m 12:31.62
	31.77	31.80	31.54	31.57	31.60	31.65	31.68	31.74
	1250m 13:03.38	1300m 13:35.33	1350m 14:07.25	1400m 14:38.59	1450m 15:09.69			
	31.76	31.95	31.92	31.34	31.10	30.36		
5	1	2	JOHNSON Luke	NAVY	1999	0.73	15:44.30	8.36
	50m 28.53	100m 59.70	150m 1:31.14	200m 2:02.64	250m 2:34.33	300m 3:05.83	350m 3:37.66	400m 4:09.10
		31.17	31.44	31.50	31.69	31.50	31.83	31.44
	450m 4:40.65	500m 5:11.96	550m 5:43.42	600m 6:14.90	650m 6:46.38	700m 7:17.98	750m 7:49.49	800m 8:21.16
	31.55	31.31	31.46	31.48	31.48	31.60	31.51	31.67
	850m 8:52.89	900m 9:24.52	950m 9:56.17	1000m 10:27.70	1050m 10:59.58	1100m 11:31.08	1150m 12:02.79	1200m 12:34.27
	31.73	31.63	31.65	31.53	31.88	31.50	31.71	31.48
	1250m 13:06.14	1300m 13:37.92	1350m 14:09.90	1400m 14:41.68	1450m 15:13.54			
	31.87	31.78	31.98	31.78	31.86	30.76		
6	1	6	HILLMER Matthew	WA	2000	0.77	15:52.72	16.78
	50m 28.73	100m 59.42	150m 1:31.06	200m 2:02.40	250m 2:34.34	300m 3:06.00	350m 3:37.85	400m 4:09.39
		30.69	31.64	31.34	31.94	31.66	31.85	31.54
	450m 4:41.58	500m 5:13.22	550m 5:45.07	600m 6:16.89	650m 6:49.19	700m 7:21.30	750m 7:53.53	800m 8:25.41
	32.19	31.64	31.85	31.82	32.30	32.11	32.23	31.88
	850m 8:57.65	900m 9:29.59	950m 10:01.98	1000m 10:33.92	1050m 11:06.42	1100m 11:38.46	1150m 12:10.87	1200m 12:42.66
	32.24	31.94	32.39	31.94	32.50	32.04	32.41	31.79
	1250m 13:15.24	1300m 13:47.06	1350m 14:19.10	1400m 14:50.65	1450m 15:22.88			
	32.58	31.82	32.04	31.55	32.23	29.84		

Official Timekeeping by Omega





2020 U.S. Olympic Team Trials - Wave I

Omaha

June 4 - 7

Event 128 7 JUN 2021 - 8:41 PM

Men's 1500m Freestyle

Fastest Heats

Results Summary

Event Number 28

Fastest Heats

Rank	Heat	Lane	Name	Club Code	Year of Birth	R.T.	Time	Time Behind	
7	1	5	BRUNE Noah	BC-PN	2001	0.63	15:54.12	18.18	
		50m 28.95	100m 1:00.31	150m 1:31.90	200m 2:03.68	250m 2:35.91	300m 3:07.74	350m 3:39.84	400m 4:11.85
			31.36	31.59	31.78	32.23	31.83	32.10	32.01
		450m 4:44.15	500m 5:15.98	550m 5:47.83	600m 6:19.97	650m 6:51.77	700m 7:23.74	750m 7:55.57	800m 8:27.53
		32.30	31.83	31.85	32.14	31.80	31.97	31.83	31.96
		850m 8:59.63	900m 9:31.68	950m 10:03.64	1000m 10:35.75	1050m 11:07.95	1100m 11:39.84	1150m 12:12.13	1200m 12:44.18
		32.10	32.05	31.96	32.11	32.20	31.89	32.29	32.05
		1250m 13:16.44	1300m 13:48.39	1350m 14:20.82	1400m 14:52.82	1450m 15:24.42			
		32.26	31.95	32.43	32.00	31.60	29.70		
8	1	3	McGOVERN Garrett	NAVY	2002	0.66	15:54.17	18.23	
		50m 28.52	100m 59.82	150m 1:31.05	200m 2:02.40	250m 2:34.29	300m 3:05.54	350m 3:37.14	400m 4:08.60
			31.30	31.23	31.35	31.89	31.25	31.60	31.46
		450m 4:40.34	500m 5:11.73	550m 5:43.12	600m 6:14.54	650m 6:46.40	700m 7:17.96	750m 7:49.35	800m 8:20.99
		31.74	31.39	31.39	31.42	31.86	31.56	31.39	31.64
		850m 8:52.45	900m 9:24.10	950m 9:55.82	1000m 10:27.93	1050m 10:59.93	1100m 11:32.37	1150m 12:04.75	1200m 12:37.35
		31.46	31.65	31.72	32.11	32.00	32.44	32.38	32.60
		1250m 13:10.23	1300m 13:42.67	1350m 14:15.55	1400m 14:48.53	1450m 15:21.64			
		32.88	32.44	32.88	32.98	33.11	32.53		
9	2	6	LAMAR Simon	FASTCA	1999	0.68	16:02.61	26.67	
		50m 28.68	100m 59.14	150m 1:30.53	200m 2:01.92	250m 2:33.46	300m 3:04.93	350m 3:36.26	400m 4:07.69
			30.46	31.39	31.39	31.54	31.47	31.33	31.43
		450m 4:39.22	500m 5:10.82	550m 5:42.56	600m 6:14.31	650m 6:46.51	700m 7:18.71	750m 7:51.16	800m 8:23.42
		31.53	31.60	31.74	31.75	32.20	32.20	32.45	32.26
		850m 8:56.14	900m 9:28.93	950m 10:01.78	1000m 10:34.59	1050m 11:07.62	1100m 11:40.51	1150m 12:13.54	1200m 12:46.42
		32.72	32.79	32.85	32.81	33.03	32.89	33.03	32.88
		1250m 13:19.61	1300m 13:52.43	1350m 14:25.26	1400m 14:58.35	1450m 15:31.37			
		33.19	32.82	32.83	33.09	33.02	31.24		
10	1	1	REYNOLDS Parker	SMSC	♦ 2004	0.67	16:04.30	28.36	
		50m 28.38	100m 59.57	150m 1:31.31	200m 2:02.72	250m 2:34.34	300m 3:05.96	350m 3:37.87	400m 4:09.56
			31.19	31.74	31.41	31.62	31.62	31.91	31.69
		450m 4:41.59	500m 5:13.34	550m 5:44.58	600m 6:16.87	650m 6:49.55	700m 7:21.66	750m 7:54.28	800m 8:26.60
		32.03	31.75	31.24	32.29	32.68	32.11	32.62	32.32
		850m 8:59.71	900m 9:31.11	950m 10:03.92	1000m 10:36.36	1050m 11:09.35	1100m 11:41.82	1150m 12:15.49	1200m 12:46.27
		33.11	31.40	32.81	32.44	32.99	32.47	33.67	30.78
		1250m 13:20.11	1300m 13:53.13	1350m 14:27.35	1400m 15:00.39	1450m 15:32.30			
		33.84	33.02	34.22	33.04	31.91	32.00		
11	2	3	WILTSEY Curtis	NCS	1999	0.69	16:05.41	29.47	
		50m 29.91	100m 1:01.96	150m 1:34.31	200m 2:06.73	250m 2:39.31	300m 3:11.77	350m 3:44.04	400m 4:16.30
			32.05	32.35	32.42	32.58	32.46	32.27	32.26
		450m 4:48.33	500m 5:20.77	550m 5:52.81	600m 6:24.95	650m 6:57.41	700m 7:29.65	750m 8:01.63	800m 8:33.80
		32.03	32.44	32.04	32.14	32.46	32.24	31.98	32.17
		850m 9:05.87	900m 9:38.17	950m 10:10.52	1000m 10:42.96	1050m 11:15.55	1100m 11:47.98	1150m 12:20.11	1200m 12:52.26
		32.07	32.30	32.35	32.44	32.59	32.43	32.13	32.15
		1250m 13:24.81	1300m 13:57.53	1350m 14:30.25	1400m 15:02.54	1450m 15:34.56			
		32.55	32.72	32.72	32.29	32.02	30.85		
12	2	4	VANDEUSEN Jack	BSS	2001	0.71	16:18.49	42.55	
		50m 29.13	100m 1:00.63	150m 1:32.35	200m 2:04.19	250m 2:36.37	300m 3:08.48	350m 3:41.07	400m 4:13.70
			31.50	31.72	31.84	32.18	32.11	32.59	32.63
		450m 4:46.97	500m 5:19.68	550m 5:52.94	600m 6:25.48	650m 6:58.18	700m 7:31.24	750m 8:04.24	800m 8:37.25
		33.27	32.71	33.26	32.54	32.70	33.06	33.00	33.01
		850m 9:10.10	900m 9:43.40	950m 10:16.27	1000m 10:49.34	1050m 11:22.41	1100m 11:55.44	1150m 12:28.60	1200m 13:01.63
		32.85	33.30	32.87	33.07	33.07	33.03	33.16	33.03
		1250m 13:34.89	1300m 14:07.93	1350m 14:41.03	1400m 15:13.97	1450m 15:46.66			
		33.26	33.04	33.10	32.94	32.69	31.83		

Legend:	AR American Record	CR Championship Record	R.T. Reaction Time	US US Open Record
	WR World Record	♦ Junior swimmer		

Official Timekeeping by Omega





2020 U.S. Olympic Team Trials - Wave I

Omaha

June 4 - 7

Event 121 7 JUN 2021 - 7:02 PM

Women's 200m Individual Medley

Final

Results

Event Number 21

	Record	Splits			Name	NAT Code	Location	Date
WR	2:06.12	27.30	58.94	1:35.64	HOSSZU Katinka	HUN	Kazan (RUS)	3 AUG 2015
AR	2:06.15	27.72	59.24	1:36.31	KUKORS Ariana	USA	Roma (ITA)	27 JUL 2009
US	2:08.32	27.94	59.75	1:37.07	BAKER Kathleen	USA	Irvine, CA (USA)	29 JUL 2018
CR	2:08.32	27.94	59.75	1:37.07	BAKER Kathleen	USA	Irvine, CA (USA)	29 JUL 2018

Final

Rank	Lane	Name	Club Code	R.T.	50m	100m	150m	Time	Time Behind
1	4	JOHNSON Gigi	SA-GA	0.69	(3) 29.24	(2) 1:04.20 34.96	(2) 1:43.97 39.77	2:16.37	
2	3	STOLL Campbell	EBSC	0.66	(1) 28.83	(1) 1:03.84 35.01	(1) 1:43.96 40.12	2:16.96	0.59
3	5	TRACE Katie	OSU	0.65	(5) 29.41	(5) 1:04.94 35.53	(6) 1:47.32 42.38	2:18.20	1.83
4	6	WAGNER Annika	NU	0.65	(7) 29.90	(7) 1:07.90 38.00	(7) 1:47.67 39.77	2:18.55	2.18
5	1	NELSON Destiny	TFA	0.72	(6) 29.55	(4) 1:04.46 34.91	(3) 1:45.52 41.06	2:19.21	2.84
6	2	ZETTEL Brooke	TAC-NC	0.66	(2) 29.18	(6) 1:05.49 36.31	(5) 1:46.80 41.31	2:19.67	3.30
7	8	WHITMIRE Liza	SOFL	0.67	(4) 29.28	(3) 1:04.26 34.98	(4) 1:46.11 41.85	2:19.94	3.57
	7	KITCHEL Devon	CSC					DSQ	

Final

Rank	Lane	Name	Club Code	R.T.	50m	100m	150m	Time	Time Behind
1	5	McCARVILLE Kate	SPA	0.65	(2) 28.40	(1) 1:02.48 34.08	(2) 1:43.73 41.25	2:15.09	
2	4	BATHURST Ella	TEAM	0.69	(4) 29.41	(2) 1:02.76 33.35	(1) 1:42.81 40.05	2:15.64	0.55
3	3	RAUSCH Malia	ASC-ST	0.69	(6) 29.60	(7) 1:04.87 35.27	(8) 1:46.03 41.16	2:16.42	1.33
4	0	ROTHROCK Trude	TENN	0.68	(1) 28.37	(3) 1:04.06 35.69	(5) 1:45.11 41.05	2:16.73	1.64
5	2	KATZER Danika	TENN	0.64	(7) 29.61	(4) 1:04.22 34.61	(3) 1:44.18 39.96	2:17.25	2.16
6	7	OWNBEY Hannah	AU	0.64	(8) 29.84	(8) 1:04.92 35.08	(4) 1:44.92 40.00	2:17.46	2.37
7	6	DUNN Diana	UOFL	0.50	(9) 30.11	(9) 1:06.30 36.19	(6) 1:45.74 39.44	2:18.70	3.61
8	1	COTTER Keelan	TAC-NC	0.68	(3) 29.35	(5) 1:04.26 34.91	(7) 1:45.90 41.64	2:19.32	4.23
9	8	BROWN Portia	ABSC	0.72	(5) 29.58	(6) 1:04.80 35.22	(9) 1:46.12 41.32	2:19.42	4.33

Legend:

AR	American Record	CR	Championship Record	DSQ	Disqualified	R.T.	Reaction Time
US	US Open Record	WR	World Record				

Official Timekeeping by Omega





2020 U.S. Olympic Team Trials - Wave I

Omaha

June 4 - 7

Event 122 7 JUN 2021 - 7:16 PM

Men's 200m Individual Medley

Final

Results

Event Number 22

	Record	Splits			Name	NAT Code	Location	Date
WR	1:54.00	24.89	53.48	1:26.51	LOCHTE Ryan	USA	Shanghai (CHN)	28 JUL 2011
AR	1:54.00	24.89	53.48	1:26.51	LOCHTE Ryan	USA	Shanghai (CHN)	28 JUL 2011
US	1:54.56	24.78	53.45	1:26.88	LOCHTE Ryan	USA	Indianapolis, IN (USA)	10 JUL 2009
CR	1:54.56	24.78	53.45	1:26.88	LOCHTE Ryan	USA	Indianapolis, IN (USA)	10 JUL 2009

Final

Rank	Lane	Name	Club Code	R.T.	50m	100m	150m	Time	Time Behind
1	7	LU Tyler	SMAC	0.66	(6) 27.26	(1) 57.96 30.70	(1) 1:32.68 34.72	2:02.91	
2	5	SCHULTZ Jackson	NAVY	0.67	(1) 26.34	(3) 58.78 32.44	(2) 1:33.90 35.12	2:03.80	0.89
3	6	IIDA Scooter	GSC-IL	0.64	(4) 26.76	(7) 59.42 32.66	(3) 1:34.73 35.31	2:04.67	1.76
4	4	ROTHROCK Gus	CSC	0.69	(2) 26.61	(2) 58.53 31.92	(5) 1:35.97 37.44	2:05.19	2.28
5	3	GUBENO Hunter	CATS	0.66	(8) 27.59	(6) 59.18 31.59	(6) 1:36.21 37.03	2:05.88	2.97
6	8	ANDERSON Jack	LAK	0.62	(3) 26.64	(4) 58.98 32.34	(7) 1:36.48 37.50	2:06.60	3.69
7	2	VANDERBROOK Thomas	ISC	0.72	(7) 27.43	(5) 59.12 31.69	(4) 1:35.91 36.79	2:06.85	3.94
8	1	STEELE Jacob	ISC	0.59	(5) 27.19	(8) 59.75 32.56	(8) 1:37.40 37.65	2:07.80	4.89

Final

Rank	Lane	Name	Club Code	R.T.	50m	100m	150m	Time	Time Behind
1	3	DEWITT Tristan	ISC	0.65	(1) 26.13	(=2) 57.88 31.75	(1) 1:32.58 34.70	2:02.03	
2	4	AURNOU-RHEES Spencer	NAAC	0.69	(2) 26.31	(1) 57.43 31.12	(2) 1:33.14 35.71	2:02.43	0.40
3	8	MAAS Kyle	MLA	0.63	(7) 26.95	(=2) 57.88 30.93	(3) 1:33.77 35.89	2:03.03	1.00
4	7	FROASS Ansel	RAYS	0.70	(8) 27.19	(8) 59.66 32.47	(7) 1:34.74 35.08	2:04.04	2.01
5	6	NOSACK Diego	THSC	0.65	(6) 26.90	(5) 58.51 31.61	(6) 1:34.63 36.12	2:04.35	2.32
6	2	CARMAN Colter	TXLA	0.63	(4) 26.54	(7) 59.03 32.49	(5) 1:34.41 35.38	2:04.36	2.33
7	1	BETHEL Henry	CCAC	0.61	(3) 26.42	(6) 58.56 32.14	(4) 1:34.04 35.48	2:05.18	3.15
8	5	TUITAMA Tama	BYU	0.59	(5) 26.72	(4) 58.30 31.58	(8) 1:34.91 36.61	2:05.19	3.16

Legend:

= Equal rank **AR** American Record **CR** Championship Record **R.T.** Reaction Time
US US Open Record **WR** World Record

Official Timekeeping by Omega





2020 U.S. Olympic Team Trials - Wave I

Omaha

June 4 - 7

Event 123 7 JUN 2021 - 7:30 PM

Women's 50m Freestyle

Final

Results

Event Number 23

	Record	Name	NAT Code	Location	Date
WR	23.67	SJOESTROEM Sarah	SWE	Budapest (HUN)	29 JUL 2017
AR	23.97	MANUEL Simone	USA	Budapest (HUN)	30 JUL 2017
US	24.08	BLUME Pernille	USA	Indianapolis, IN (USA)	1 JUN 2019
CR	24.10	MANUEL Simone	USA	Irvine, CA (USA)	29 JUL 2018

Final

Rank	Lane	Name	Club Code	R.T.	Time	Time Behind
1	7	MACK Katie	NCAP	0.68	25.78	
2	4	SPADONI Marina	UN-FL	0.64	25.80	0.02
=3	3	SMITH Maddie	NU	0.68	25.81	0.03
=3	6	REGENAUER Christiana	UOFL	0.70	25.81	0.03
5	1	LOGAN Clare	WY	0.53	25.82	0.04
6	5	VEREB Joelle	VT	0.49	25.90	0.12
7	8	STANFORD Catherine	UN-MR	0.64	26.06	0.28
8	2	WALL Tatum	NCAP	0.68	26.12	0.34

Final

Rank	Lane	Name	Club Code	R.T.	Time	Time Behind
1	4	CUNDIFF Missy	TRIB	0.62	25.46	
=2	3	SPINK Camille	NCAP	0.68	25.54	0.08
=2	7	MOESCH Anna	STAC	0.74	25.54	0.08
4	5	PETRAK Taylor	OSU	0.65	25.59	0.13
5	6	PAEGLE Kristina	ISC	0.65	25.60	0.14
=6	1	WINTER Kailyn	QSS	0.68	25.65	0.19
=6	2	MELTON Kobie	UARK	0.62	25.65	0.19
8	8	GARCIA Elise	CAL	0.63	25.93	0.47

Legend:

AR American Record **CR** Championship Record **R.T.** Reaction Time **US** US Open Record
WR World Record

Official Timekeeping by Omega





2020 U.S. Olympic Team Trials - Wave I

Omaha

June 4 - 7

Event 124 7 JUN 2021 - 7:40 PM

Men's 50m Freestyle

Final

Results

Event Number 24

	Record	Name	NAT Code	Location	Date
WR	20.91	CIELO FILHO Cesar	BRA	Sao Paulo (BRA)	18 DEC 2009
AR	21.04	DRESSEL Caeleb	USA	Budapest (HUN)	27 JUL 2017
US	21.14	CIELO Cesar	BRA	Indianapolis, IN (USA)	9 JUL 2009
CR	21.47	WEBER-GALE Garrett	USA	Omaha, NE (USA)	29 JUL 2018

Final

Rank	Lane	Name	Club Code	R.T.	Time	Time Behind
1	5	GU Roger	UN-NE	0.59	22.68	
2	1	PEEL Cam	CW	0.61	22.71	0.03
3	4	HENDERSON Noah	NCS	0.63	22.79	0.11
4	3	SHEPARD Corey	AFA	0.65	22.85	0.17
5	6	KALIN Greg	MHSW	0.62	22.94	0.26
6	2	CHAMBERS Micah	ACE	0.58	22.97	0.29
7	7	OLSEN-STAVRAKAS Kent	STAR	0.57	23.00	0.32
8	8	STIRLING Connor	BYU	0.68	23.05	0.37

Final

Rank	Lane	Name	Club Code	R.T.	Time	Time Behind
1	4	ARMSTRONG Jack	BATS	0.60	22.55	
2	6	ANDERSON Eric	NLSA	0.61	22.57	0.02
3	5	ESSING Matthew	TUS	0.60	22.63	0.08
4	2	GUILIANO Chris	TOPSMA	0.62	22.65	0.10
5	8	TUCKER Danny	CWAC	0.64	22.83	0.28
6	1	COOK-WEEKS Skyler	QU	0.58	22.91	0.36
7	3	DUNCAN Caleb	UOFL	0.69	23.00	0.45
8	7	HAMBLIN Brandon	ISC	0.61	23.02	0.47

Legend:

AR American Record **CR** Championship Record **R.T.** Reaction Time **US** US Open Record
WR World Record

Official Timekeeping by Omega





2020 U.S. Olympic Team Trials - Wave I

Omaha

June 4 - 7

Event 125 7 JUN 2021 - 7:51 PM

Women's 200m Breaststroke

Final

Results

Event Number 25

	Record	Splits	Name	NAT Code	Location	Date
WR	2:19.11	31.80 1:07.27 1:42.89	PEDERSEN Rikke	USA	Barcelona (ESP)	1 AUG 2013
AR	2:19.59	32.49 1:08.10 1:43.95	SONI Rebecca	USA	London (GBR)	2 AUG 2012
US	2:20.38	31.78 1:06.82 1:43.13	SONI Rebecca	USA	Indianapolis, IN (USA)	11 JUL 2009
CR	2:20.38	31.78 1:06.82 1:43.13	SONI Rebecca	USA	Indianapolis, IN (USA)	11 JUL 2009

Final

Rank	Lane	Name	Club Code	R.T.	50m	100m	150m	Time	Time Behind
1	4	PHELAN Denise	TS	0.70	(3) 34.73	(1) 1:13.14 38.41	(1) 1:52.35 39.21	2:31.85	
2	7	FOLEY Sally	DUKE	0.70	(6) 35.07	(6) 1:14.19 39.12	(4) 1:53.92 39.73	2:33.00	1.15
3	3	BROWN Eliza	SYS-FL	0.64	(4) 34.81	(=3) 1:13.79 38.98	(3) 1:53.34 39.55	2:34.24	2.39
4	1	BORGENHEIMER Lily	YCV	0.66	(2) 34.67	(2) 1:13.16 38.49	(2) 1:52.69 39.53	2:34.40	2.55
5	6	GRABENHORST Taylor	BD	0.66	(8) 35.47	(8) 1:15.17 39.70	(8) 1:55.24 40.07	2:34.73	2.88
6	2	ZELLER Zoey	UN-PC	0.63	(7) 35.41	(7) 1:14.31 38.90	(6) 1:54.33 40.02	2:35.18	3.33
7	5	PAPANICHOLAS Maggie	PX3	0.69	(1) 34.63	(=3) 1:13.79 39.16	(5) 1:54.05 40.26	2:35.28	3.43
8	8	DUARTE Mackenzie	COUG	0.69	(5) 34.86	(5) 1:13.90 39.04	(7) 1:54.65 40.75	2:36.89	5.04

Final

Rank	Lane	Name	Club Code	R.T.	50m	100m	150m	Time	Time Behind
1	4	WEYANT Gracie	SYS-FL	0.74	(3) 34.57	(3) 1:12.98 38.41	(2) 1:51.81 38.83	2:31.10	
2	8	HERSCU Abigail	LAC-PC	0.71	(8) 35.25	(5) 1:13.36 38.11	(4) 1:52.44 39.08	2:31.53	0.43
3	2	MURPHY Kristina	AZTC	0.75	(1) 33.72	(1) 1:12.06 38.34	(1) 1:51.55 39.49	2:31.89	0.79
4	3	FISCHER Andrea	AKRN	0.73	(4) 34.61	(7) 1:13.54 38.93	(8) 1:53.20 39.66	2:32.10	1.00
5	5	STEWART Kate	KANS	0.66	(2) 34.41	(2) 1:12.83 38.42	(3) 1:51.93 39.10	2:32.12	1.02
6	1	KANARY Karina	TXLA	0.75	(5) 34.89	(6) 1:13.48 38.59	(6) 1:53.09 39.61	2:32.87	1.77
7	6	JONES Ainsley	DYNA	0.66	(6) 34.91	(4) 1:13.20 38.29	(5) 1:52.90 39.70	2:33.47	2.37
8	7	McENROE Annika	YSSC	0.78	(7) 35.19	(8) 1:13.81 38.62	(7) 1:53.15 39.34	2:33.50	2.40

Legend:

= Equal rank **AR** American Record **CR** Championship Record **R.T.** Reaction Time
US US Open Record **WR** World Record

Official Timekeeping by Omega





2020 U.S. Olympic Team Trials - Wave I

Omaha

June 4 - 7

Event 126 7 JUN 2021 - 8:05 PM

Men's 200m Breaststroke

Final

Results

Event Number 26

	Record	Splits		Name	NAT Code	Location	Date	
WR	2:06.12	29.73	1:02.22	1:34.23	CHUPKOV Anton	RUS	Gwangju (KOR)	26 JUL 2019
AR	2:07.17	29.21	1:01.67	1:34.19	PRENOT Josh	USA	Omaha, NE (USA)	30 JUN 2016
US	2:07.17	29.21	1:01.67	1:34.19	PRENOT Josh	USA	Omaha, NE (USA)	30 JUN 2016
CR	2:07.17	29.21	1:01.67	1:34.19	PRENOT Josh	USA	Omaha, NE (USA)	30 JUN 2016

Final

Rank	Lane	Name	Club Code	R.T.	50m	100m	150m	Time	Time Behind
1	4	SCHABABERLE Jacob	TAMU	0.73	(4) 30.72	(3) 1:04.89 34.17	(1) 1:39.93 35.04	2:15.35	
2	8	SCHOLTZ Will	LAK	0.73	(2) 30.33	(1) 1:04.82 34.49	(2) 1:40.04 35.22	2:16.43	1.08
3	2	SCHREIBER Jason	MVN	0.56	(6) 31.30	(6) 1:05.84 34.54	(5) 1:41.19 35.35	2:17.45	2.10
4	5	DANG Ethan	ALTO	0.68	(3) 30.70	(4) 1:05.22 34.52	(3) 1:40.95 35.73	2:17.70	2.35
5	7	GOODWIN Will	UMIZ	0.60	(5) 31.28	(5) 1:05.83 34.55	(6) 1:41.37 35.54	2:17.82	2.47
6	1	RUDD Michael	SMU	0.65	(7) 31.42	(7) 1:06.55 35.13	(7) 1:41.98 35.43	2:18.34	2.99
7	6	DEGRADO Paul	TXLA	0.65	(1) 30.13	(2) 1:04.84 34.71	(4) 1:41.00 36.16	2:18.35	3.00
8	3	COUET Michael	FRST	0.62	(8) 31.47	(8) 1:06.76 35.29	(8) 1:42.80 36.04	2:18.44	3.09

Final

Rank	Lane	Name	Club Code	R.T.	50m	100m	150m	Time	Time Behind
1	5	CULLEN Alec	UCSB	0.70	(1) 30.14	(3) 1:04.69 34.55	(2) 1:39.46 34.77	2:14.38	
2	4	FRICK Jakob	NCAP	0.62	(2) 30.45	(1) 1:04.47 34.02	(1) 1:39.33 34.86	2:14.40	0.02
3	3	MODGLIN Coleman	ZSC	0.71	(3) 30.63	(2) 1:04.59 33.96	(3) 1:39.82 35.23	2:15.49	1.11
4	8	KREILEY Aidan	UOFL	0.66	(7) 31.59	(7) 1:06.53 34.94	(5) 1:41.51 34.98	2:15.67	1.29
5	6	BRETZMANN Peter	NCAC	0.69	(5) 31.21	(4) 1:05.58 34.37	(4) 1:41.06 35.48	2:16.85	2.47
6	1	MACY Parker	NOVACA	0.59	(8) 31.61	(6) 1:06.52 34.91	(6) 1:41.99 35.47	2:17.98	3.60
7	2	DALBO Connor	SMU	0.63	(4) 30.64	(5) 1:05.70 35.06	(7) 1:42.10 36.40	2:18.21	3.83
8	7	MURPHY Matt	NAVY	0.63	(6) 31.54	(8) 1:06.78 35.24	(8) 1:42.86 36.08	2:20.38	6.00

Legend:

AR American Record **CR** Championship Record **R.T.** Reaction Time **US** US Open Record
WR World Record

Official Timekeeping by Omega





2020 U.S. Olympic Team Trials - Wave I

Omaha

June 4 - 7

Swimming

Records Set by Event

As of MON 7 JUN 2021

Event	Name	Club Code	Time	Record Type
-------	------	-----------	------	-------------

Official Timekeeping by Omega





2020 U.S. Olympic Team Trials - Wave I

Omaha

June 4 - 7

Swimming

Records Set by Record Type

As of MON 7 JUN 2021

Official Timekeeping by Omega





2020 U.S. Olympic Team Trials - Wave I

Omaha

June 4 - 7

Swimming

Records Set by Date

As of MON 7 JUN 2021

Date	Event	Name	Club Code	Time	Record Type
------	-------	------	-----------	------	-------------

Official Timekeeping by Omega

